

लाल बहादुर शास्त्री राष्ट्रीय प्रशासन अकादमी

L.B.S. National Academy of Administration

मसूरी

MUSSOORIE

पुस्तकालय

LIBRARY

107996

अवधि संख्या

Accession No. I.D. 857

वर्ग संख्या

Class No. 354.5483

पुस्तक संख्या

Book No. Tra 1947-48

TRAVANCORE
ADMINISTRATION REPORT

1123 M. E.

1947—1948 A. D.

[-NINETY-SECOND ANNUAL REPORT]

TRIVANDRUM .
PRINTED BY THE
SUPERINTENDENT,
GOVERNMENT PRESS,
1949.

CONTENTS.

CHAPTER I.

General

| | PAGE. |
|--|-------|
| Situation and Area | 1 |
| Physical Features | " |
| Population | 2 |
| Distribution | " |
| Religion | 3 |
| Literacy | " |
| Position of Women | " |
| Travancore compared with other States | " |
| Historical Sketch | " |
| The Calendar | 5 |
| The Currency | " |
| The Anchal | " |
| THE RULING FAMILY | 5 |
| Honours conferred by His Highness the Maharaja | 6 |

CHAPTER II.

System of Government.

| | |
|------------------------|----|
| The Ruler | 7 |
| The Chief Executive | " |
| Administration | " |
| Taxation | 8 |
| Application of Revenue | 9 |
| THE LEGISLATURE | |
| Early Constitution | " |
| Constitutional Reforms | 10 |

CHAPTER III.

Finance.

| | |
|--|----|
| Finance | 11 |
| <i>Chart Showing the Revenue and Expenditure</i> | |
| <i>Diagram showing the proportion of the Revenue Receipts of</i> | |
| <i>the State</i> | |

| | PAGE. |
|--|-------|
| <i>Diagram showing the proportion of expenditure of the State.</i> | |
| Statement A. | 16 |
| Statement B. | 17 |
| Assets and Liabilities | 19 |

CHAPTER IV.

Main Heads of Revenue

LAND REVENUE

| | |
|---|----|
| Basis and fixity of Land Rights | 21 |
| Land Tax System—Agricultural Income-tax | " |
| Land Revenue Administration | 22 |
| Distribution of Land and Extent of Cultivation | " |
| Extraordinary receipts | 23 |
| Demand, Collection and Balance | " |
| Coercive Action | " |
| Revenue Cases | " |
| Revenue Appeals | 24 |
| Registry of Lands | " |
| Conversion of dry lands into wet lands | " |
| Land Acquisition Work | " |
| Markets | 25 |
| Inspection of State Boundaries | " |
| Land Records Maintenance | " |
| Miscellaneous | 26 |
| Jenmikaram Settlement work | " |
| Receipts and Expenditure | " |

SURVEY DEPARTMENT.

| | |
|---|----|
| General | 27 |
| Special and Miscellaneous Cadastral Survey | " |
| Lithography of Maps | 28 |
| Land Records Maintenance Work | " |
| Survey Training | " |
| Receipts and Expenditure | " |

INCOME-TAX

| | |
|-------------------------------|----|
| General | 29 |
| Administration | " |
| Assessments | " |
| Demand | 30 |
| Collection | " |
| Balance | " |
| Refunds | 31 |
| Appeals | " |
| Receipts and Expenditure | " |

PAGE.

EXCISE DEPARTMENT

| | |
|------------------|-------|
| Salt Revenue | 32 |
| Control | .. " |
| System | .. " |
| Home Salt | .. " |
| Sale Consumption | .. 33 |
| Bye-products | .. " |

EXCISE REVENUE

| | |
|-----------------------------------|-------|
| Sources of Revenue | .. " |
| Excise System | .. " |
| Abkari Contract | .. 34 |
| Arrack | .. " |
| Consumption of Arrack | .. 35 |
| Toddy | .. " |
| Tree Tax | .. " |
| Foreign Liquor | .. 36 |
| System of Sale of Opium and Ganja | .. " |
| Consumption of Opium and Ganja | .. " |
| Tobacco—System of Supply and Sale | .. " |
| Tobacco Consumption | .. 37 |
| Excise Offences | .. " |

CUSTOMS REVENUE

| | |
|--------------------------|-------|
| Import Duty | .. " |
| Export Duty | .. 38 |
| Duty on Matches | .. " |
| Sugar Control | .. 39 |
| Miscellaneous | .. " |
| Receipts and Expenditure | .. " |

FOREST

| | |
|------------------------------------|-------|
| Forest Policy | .. 40 |
| Extent of Forest Lands | .. 41 |
| Lease of Lands for Food Production | .. " |
| Working Plans | .. " |
| Forest Protection | .. " |
| Regulation of Grazing | .. 42 |
| Sylviculture | .. " |
| Exploitation of Timber | .. 43 |
| Minor Forest Produce | .. " |
| Elephants | .. " |
| Game Sanctuary | .. 44 |
| Receipts and Expenditure | .. " |

STAMPS

| | |
|--------------------------|-------|
| General | .. " |
| Manufacture of Stamps | .. 45 |
| Value | .. " |
| Receipts and Expenditure | .. 46 |

CHAPTER V. Justice and Crime.

| | PAGE. |
|-------------------------------------|-------|
| Judicial System | 47 |
| Recruitment | 49 |
| Security of Service | " |
| Abolition of Capital Punishment | 50 |
| CRIMINAL JUSTICE | |
| Tribunals | " |
| CRIMES | |
| Offences | 99 |
| Women Offenders | " |
| Juvenile Offenders | 51 |
| Public servants proceeded against | " |
| MAGISTRATES' COURTS | |
| Original work | " |
| Bench Magistrates' Courts | " |
| Stipendiary Magistrates' Courts | " |
| Appellate Work | 52 |
| Revisional Work | " |
| SESSIONS COURT | |
| Original Work | " |
| Appellate Work | 53 |
| HIGH COURT | |
| Appellate Work | " |
| Appeals | " |
| Miscellaneous | 55 |
| EXTRADITION | " |
| CIVIL JUSTICE | |
| Number of Civil Courts | 56 |
| CIVIL LITIGATION | " |
| ORIGINAL LITIGATION | |
| Village Panchayat Courts | 57 |
| Munsiffs' Courts | " |
| District Courts | " |
| High Court | 58 |
| Execution of Decrees | " |
| Petitions under the Debt Relief Act | 59 |
| APPELLATE JURISDICTION | |
| District Courts | " |
| Pendency of Appeals | " |
| High Court | " |
| Quality of Work of the Courts | 60 |
| Government Suits and Appeals | 61 |

CONTENTS

vii

CHAPTER VI. The Legislature

| | PAGE. |
|---|-------|
| The General Election—Representative Body | 62 |
| Meetings | 63 |
| Enactments | " |
| Business transacted by the Legislative Assembly | 64 |

CHAPTER VII Protection;

POLICE

| | |
|---|----|
| Strength of the Police Force | 65 |
| Discipline | " |
| Rewards | " |
| Health, Education and Training | 66 |
| Crimes | " |
| Counterfeiting Coins and Currency Notes | " |
| Detection and Prevention of Crime | " |
| Habitual Criminals | 67 |
| Criminal Intelligence Bureau | " |
| Finger Print Bureau | " |
| Registration of Motor Vehicles | 68 |
| Public Conveyances, Licenses and Badges | " |
| Motor Accidents | " |
| Taxation of Vehicles | 69 |
| Hackney Carriages | " |
| Cinematograph Act | " |
| Receipts and Expenditure | " |

ARMY

| | |
|--------------------------|----|
| General | " |
| Strength | 70 |
| Training | " |
| General Health | 71 |
| Miscellaneous | " |
| Receipts and Expenditure | " |

ARMS AND AMMUNITION

"

JAILS—CENTRAL PRISON

| | |
|--|----|
| Strength | 72 |
| Discipline | 73 |
| Education of Convicts | " |
| Health and Mortality | " |
| Employment of Prisoners in Jail Services | 74 |
| Cost of Maintenance | " |
| Receipts and Expenditure | " |

LOCK-UPS

75

| REGISTRATION | Page. |
|--------------------------------|-------|
| Registry Offices | 75 |
| Number of Documents Registered | " |
| Value of Transactions | " |
| Classes of Documents | 76 |
| Chitties | " |
| Receipts and Expenditure | 77 |
| WEIGHTS AND MEASURES | " |

CHAPTER VIII:

Production and Industry.

| | |
|--|----|
| SEASON AND RAINFALL | 78 |
| AGRICULTURE | |
| General | " |
| General Agricultural Conditions | " |
| Plant Pathology—Research | 79 |
| Preparation of Compost Manure | " |
| Paddy Crop and Food Production Drive | 80 |
| Sugar Cane | " |
| Dry Crops | 81 |
| Fruit Farms | " |
| Cloves and Mulberry Cultivation | " |
| Control of Plant Pests and Diseases | " |
| Agricultural Education | 82 |
| Cattle Breeding | " |
| Veterinary Aid | " |
| Receipts and Expenditure | 88 |
| INDUSTRIES DEPARTMENT | |
| Ceramic Factory, Kundara | " |
| The Travancore Plywood Industries, Ltd., Punalur | " |
| The Travancore Rubber Works, Trivandrum | 84 |
| The Punalur Paper Mills | " |
| Sugar Manufacture | " |
| The Government Sales Depot, Trivandrum | " |
| Glass Manufacture | 85 |
| The Fertilisers & Chemicals, Travancore, Ltd. | " |
| Indian Aluminium Co., Ltd. Alwaye | " |
| Travancore Chemicals & Manufacturing Co. Ltd., Kundara | 86 |
| Match Factory | " |
| Pencil Manufacture | " |
| Industrial and Commercial Schools | " |
| Itinerant Weaving Party | 87 |
| Miscellaneous | " |
| Receipts and Expenditure | " |

CONTENTS

ix

PAGE.

| | | |
|--|-----|-----|
| GEOLOGICAL DEPARTMENT | ... | 87 |
| LABOUR DEPARTMENT | | |
| The Factories Act | ... | 89 |
| Workmen's Compensation Act | ... | " |
| Trade Unions and Trade Disputes | ... | 90 |
| Agricultural and Estate Labour | ... | 91 |
| Labour Welfare | ... | " |
| Unemployment and Relief Work | ... | 92 |
| Receipts and Expenditure | ... | " |
| ECONOMIC DEVELOPMENT BOARD | ... | " |
| CONTROL OF CAPITAL ISSUES | ... | 94 |
| JOINT STOCK COMPANIES | | |
| Number of Companies | ... | 95 |
| Companies Limited by Shares | ... | " |
| Associations not for Profit | ... | 96 |
| Companies of Foreign Incorporation | ... | " |
| Inspections and Prosecutions | ... | " |
| Receipts and Expenditure | ... | " |
| CO-OPERATIVE DEPARTMENT | | |
| General | ... | 97 |
| Number and Nature of Societies | ... | " |
| Membership | ... | 98 |
| Finances | ... | 99 |
| Cost of Management of Societies | ... | " |
| The Central Co-operative Bank Ltd., Trivandrum | ... | " |
| The Sri Mulam Handloom Weavers' Central Co-operative Society Ltd. | ... | 100 |
| Taluk Banks | ... | " |
| Urban Banks | ... | " |
| Primary Societies | ... | 101 |
| Non-credit Activities | ... | " |
| Non-Official Supervision | ... | " |
| Inspection and Audit | ... | 102 |
| Receipts and Expenditure | ... | " |
| PATENTS AND DESIGNS | ... | " |
| TRADE MARKS REGISTRY | | |
| General | ... | 104 |
| Receipts and Expenditure | ... | 105 |
| UPLIFT OF BACKWARD COMMUNITIES | | |
| General | ... | " |
| Assignment of lands on concessional terms | ... | 106 |
| Colonies | ... | " |
| General Ameliorative Work | ... | 107 |
| Educational Facilities and Concessions | ... | 108 |
| Expenditure | ... | 109 |

CONTENTS

| | PAGE. |
|---|-------|
| VILLAGE UPLIFT DEPARTMENT | |
| General | 109 |
| Public Works | 111 |
| Public Health Activities | " |
| Economic Improvement | 112 |
| Adult Education and Propaganda | " |
| Expenditure | 113 |
| CHAPTER IX. Public Works. | |
| THE PUBLIC WORKS DEPARTMENT | |
| Outlay | 114 |
| Communications | " |
| Ryots' Roads | 115 |
| Buildings | " |
| Irrigation—Protective | 116 |
| Productive Irrigation—(The Kodayar Irrigation System) | " |
| Establishment | " |
| P. W. D. Workshops and Stores Division | " |
| P. W. D. Advisory Committee | 117 |
| WATER WORKS AND DRAINAGE | |
| Willingdon Water Works, Trivandrum | " |
| Alleppey Water Works | 118 |
| Nagercoil Water Works | " |
| Shencottah Water Supply Scheme | 119 |
| Trivandrum Drainage Scheme | " |
| Maramat Department | " |
| RAILWAYS | 120 |
| ELECTRICAL DEPARTMENT | |
| The P. H. E. Project | 121 |
| New Extensions | 122 |
| Investigation of new Schemes | " |
| Trunk Telephone | 123 |
| Radio and Broadcasting | " |
| | 124 |
| CHAPTER X. Commerce. | |
| TRADE | |
| Volume of Trade | 125 |
| Carriage of Trade | " |
| Imports | " |
| Exports | 126 |
| PORTS | |
| General | 127 |
| Situation of Ports | 128 |

CONTENTS

xi

| | PAGE. |
|-------------------------------------|-------|
| Alleppey Port | 128 |
| Accident to the Pier at Valiathurai | " |
| Weather | " |
| Shipping | " |
| Receipts and Expenditure | 129 |
| Cochin Harbour | " |

CHAPTER XI.

Medical Relief, Public Health and Vital Statistics,

MEDICAL DEPARTMENT

| | |
|---|-----|
| System of Medical Aid | 131 |
| Medical Advisory Committee | " |
| Institutions | 132 |
| Medical Relief | " |
| Midwifery Aid | 133 |
| Training of Staff | " |
| Medical College | " |
| General Hospital, Trivandrum | 134 |
| Women and Children's Hospital, Trivandrum | " |
| Ophthalmic Hospital, Trivandrum | " |
| Hospital for Mental Diseases, Trivandrum | " |
| Leprosy Sanatorium, Noornad | 135 |
| Tuberculosis Hospital, Nagercoil | " |
| Anti-rabic Treatment | " |
| Malaria Treatment Centres | " |
| Finance | " |

AYURVEDA DEPARTMENT

| | |
|--|-----|
| General | 136 |
| Ayurveda Hospitals | " |
| Government Ayurveda Hospital and Dispensary at Trivandrum... | " |
| Government Ayurveda Pharmacy | 137 |
| Ayurveda Dispensaries | " |
| Vaidyasalas | " |
| Temporary Vaidyasalas | 138 |
| Relief | " |
| Ayurveda College | 139 |
| Special Courses | " |
| Public Examinations in Ayurveda | " |
| Miscellaneous | " |
| Expenditure | " |

PUBLIC HEALTH DEPARTMENT

| | |
|------------------|-----|
| General | 140 |
| Vital Statistics | 141 |
| Diseases | " |

Graph showing Death Rates

| | Page. |
|--------------------------------------|-------|
| <i>Graph showing Birth Rates</i> | |
| Cholera | 142 |
| Smallpox and Vaccination | 143 |
| Plague | " |
| Typhoid | " |
| Malaria Control Measures | " |
| Filariasis Investigation and Control | 144 |
| Health Unit, Neyyattinkara | " |
| Maternity and Child Welfare Work | 145 |
| Milk Canteens | " |
| Nutrition Committee | 146 |
| Cases under the Public Health Act | " |
| Public Health Education | " |
| Rural Sanitation | " |
| Receipts and Expenditure | 147 |
| MEDICAL COUNCIL | ... |

CHAPTER XII.

Public Instruction.

| | |
|---|-----|
| Historical Survey | 148 |
| Educational System | 149 |
| Educational Policy | 150 |
| THE UNIVERSITY OF TRAVANCORE | |
| General | " |
| New Courses of Studies | 152 |
| Institutions | " |
| Strength | " |
| Convocation | 153 |
| Grants-in-aid | 154 |
| Training of Demobilised Personnel | 155 |
| The Central Research Institute | " |
| Division of Mineral Survey and Research | 156 |
| Physical Education and University Officers' Training and Labour Corps | 157 |
| Department of Publications | " |
| Students' Advisory Bureau and Employment Bureau | 158 |
| Finance | " |
| EDUCATION DEPARTMENT | |
| Progress of Education—General Statistics | " |
| <i>Graph showing the number of pupils under instruction in departmental and private institutions.</i> | |
| Pre-University Course | 159 |
| Middle School and High School Education | " |
| Compulsory Primary Education | 160 |

CONTENTS

xiii

| | Page. |
|--|-------|
| Teachers and their training | 161 |
| Special Schools | " |
| Training Schools | " |
| Sanskrit Schools | " |
| Technical Schools for Girls | 162 |
| Certified School | " |
| The Sri Swathi Thirunal Academy of Music | " |
| Other Special Schools | " |
| Special Schools for Kshatryas | 163 |
| Special Schools for Malayala Brahmins | " |
| Education of Mohammedans | " |
| Education of Backward Communities | 164 |
| Miscellaneous | " |
| Hostels and Boarding Houses | " |
| Orphanages | " |
| Libraries and Reading Rooms | 165 |
| Scouting | " |
| Athletic Activities | " |
| Scholarships and Stipends | " |
| Fees and Fee Concessions | " |
| Noon-feeding of School Children | 166 |
| Examinations | " |
| Miscellaneous | 168 |
| Receipts and Expenditure | 169 |

Chart showing Gross Expenditure, Receipts and Net Expenditure

CHAPTER XIII.

Local Self-Government.

| | |
|--|-----|
| History | 170 |
| Number, Constitution, Area and Population | 171 |
| Work of the Municipalities | " |
| Finance | 172 |
| VILLAGE PANCHAYATS AND VILLAGE UNIONS | |
| General | " |
| Activities | 173 |
| Miscellaneous | 175 |
| Receipts and Expenditure | " |

CHAPTER XIV.

Control Measures.

| | |
|----------------------------|-----|
| General | 176 |
| Rationing of Food Grains | " |
| Procurement of Food Grains | " |

| | Page. |
|--|-------|
| Storage and Transport of Food Grains | 177 |
| Textile Control | 178 |
| Other Control Measures | 181 |
| CHAPTER XV. | |
| Miscellaneous. | |
| ANCHAL (State Postal Department) | |
| Early History | 183 |
| Anchal Offices and Letter Boxes | " |
| Articles Posted and Delivered | " |
| Value Payables and Insured Articles | 184 |
| Hundi Business | " |
| Savings Bank | 185 |
| Telephone Work in Anchal Offices | " |
| Anchal Mail Lines | " |
| Small Savings Scheme | " |
| TRANSPORT DEPARTMENT | |
| Extensions and Re-adjustments of service | 186 |
| Fare, Mileage and Traffic | 187 |
| Special Services | " |
| Parcels and Goods Transport | " |
| Amenities to Passengers | 188 |
| Accidents | " |
| Advisory Committee | " |
| Receipts and Expenditure | " |
| MINT | |
| General | " |
| Control | 189 |
| Coins in Circulation | " |
| Receipts and Expenditure | " |
| GOVERNMENT PRESS | |
| General | 190 |
| Machinery and Plant | " |
| Out-turn | " |
| Gazette | 191 |
| Miscellaneous | " |
| Receipts and Expenditure | " |
| STATIONERY DEPARTMENT | |
| | " |
| INFORMATION DEPARTMENT | |
| | 192 |
| PRESS AND PUBLICATIONS | |
| | 193 |

CONTENTS

xv

PAGE.

ARCHAEOLOGICAL DEPARTMENT

| | |
|--|-----|
| General | 193 |
| Exploration | " |
| Epigraphy, Conservation and Excavation | 194 |
| Museum of Antiquities, Padmanabhapuram | " |

MUSEUMS

| | |
|--------------|-----|
| Acquisitions | 195 |
| | " |

GOVERNMENT GARDENS AND THE ZOO

| | |
|----------|-----|
| General | 196 |
| Zoo | " |
| Visitors | " |
| Gardens | " |

SRI CHITRALAYAM

| | |
|-----------|-----|
| Additions | 197 |
| Visitors | " |

THE SRI CHITRA HOME FOR THE DESTITUTE AND THE INFIRM

198

THE PUBLIC SERVICE

| | |
|--|-----|
| Recruitment—General | 199 |
| Recruitment to the Higher Services—Civil Service | " |
| Intermediate Division | 200 |
| Lower Division | " |
| Recruitment of ex-war service personnel | 202 |
| The Public Service Advisory Committee | " |

THE STATE LIFE INSURANCE (PUBLIC BRANCH)

| | |
|-----------------------|-----|
| General | " |
| Proposals | 203 |
| Policies | " |
| Claims | " |
| Surrender Value | " |
| Loans | " |
| Lapses and Revivals | " |
| Receipts and Payments | 204 |
| Expense Ratio | " |

THE STATE LIFE INSURANCE

(GOVERNMENT SERVANTS' BRANCH)

| | |
|----------------------------|-----|
| General | " |
| Proposals | 205 |
| Policies | " |
| Claims | " |
| Loans | " |
| Receipts and disbursements | " |

| | Page. |
|--|-------|
| THE STATE INSURANCE (MOTOR BRANCH) | |
| Proposals | 206 |
| Certificates | " |
| Re-registration | " |
| Claims | " |
| Commission | " |
| Comprehensive Policies | " |
| Receipts and Payments | " |
| Investment | " |
| STATE SAVINGS BANK | 207 |
| General | " |
| Volume of Business | " |
| STATE PROVIDENT FUND | " |
| TRAVANCORE DEFENCE SAVINGS PROVIDENT FUND | 208 |
| CHAPTER XVI. | |
| Post-War Reconstruction. | |
| Public Health | 209 |
| Medical Department | 210 |
| New Industries | 211 |
| Research Department | 213 |
| Statistical Schemes and Survey | 215 |
| Post-war Industries Sub-committee | 216 |
| Industries Department | 217 |
| Agricultural Department | 219 |
| INDEX | |

CHAPTER I.

GENERAL.

M. E. 1123 (17th August 1947—16th August 1948)

Travancore (Malayalam-*Tiruvitamkur*) is the southern most Indian State and occupies the south-west portion of the Indian peninsula. It forms an irregular triangle, with its apex at Cape Comorin, between $8^{\circ} 4'$ and $10^{\circ} 22'$ North Latitude and between $76^{\circ} 13'$ and $77^{\circ} 38'$ East Longitude. Travancore is bounded on the north by the State of Cochin and the Coimbatore District of the Madras Province. The District of Madura, Ramnad and Tinnevely in the Madras Province constitute its eastern boundary and on the west and south lie the Arabian Sea and the Indian Ocean. Travancore has an area of 7661.75 square miles, its extreme length from north to south being 174 miles and its extreme width, 75 miles.

The Western Ghats form a continuous mountain chain of varying altitude from north to south, isolating Travancore from the Madras Presidency on the east and conferring a distinctiveness on its history and culture.

Physical Features. From the mountain heights walling in the State on the eastern boundary the country undulates to the west over hills of dense vegetation till it reaches the cultivated plains which skirt the backwaters and the Arabian Sea. Extensive tea and cardamom plantations have sprung up on most of the higher elevations; pepper, rubber, ginger and turmeric flourish in the lesser uplands, and in both regions, there are reserved forests of valuable timber, both of virgin growth and of scientific planting. There are stretches of paddy cultivation terraced along the valleys, and paddy cultivation is also extensively carried on in the irrigated areas towards the South in Nanjinad and Edanad and in the fens and backwater reclamations in the north. The broad coast belt and the shores of the backwaters are covered with dense coconut plantations, while all over the plains

are grown in addition, around homesteads a variety of trees such as the areca, the jack, the mango, the tamarind and the cashew nut. Tapioca is cultivated almost everywhere in the lower levels and the raising of yams, beans and gram is considerable. The State reserved forests cover an extent of slightly less than a third of the entire area and are well timbered with teak, blackwood, ebony, jack, *anjili*, etc. The elephant, the leopard, the tiger the bison, the bear, the sambur and a variety of small game are plentiful in the forests. Among the characteristic features of the country are the broad lagoons or backwaters forming a cheap highway for traffic from the extreme north to as far south as Trivandrum, connected by navigable canals along the entire littoral and numerous streams and rivers flowing westward to the sea. Extremes of temperature are unknown in the low country, the prevailing characteristic of which is a warm humidity. But the country cools as it climbs to the bracing heights of Peermade, the Cardamom Hills, the High Ranges and the Ponmudi Hills. Travancore receives a share of both the south-west and the north-east monsoons, the former in a larger measure than the latter. The south-west monsoon begins about the middle of Edavam (May-June) and the north-east monsoon commences in the month of Thulam (October-November). The rainfall is generally heavy, averaging about 89 inches per annum. Rice, fish and tapioca form the staple food of the people.

The population of the State, according to the decennial census of 1941 is 6,070,018 (3,045,102 males and 3,024,916 females), increase in population for the decennial period (1931-41) being 974,045 or 19.1 per cent.

Population

The average density of population in 1931 was 665 per sq. mile and it rose to 792 per sq. mile in 1941 if calculated on the area of land available for cultivation, the density of population rises to 1,468 per sq. mile. Trivandrum,

Distribution.

the capital City, has a population of 1,28,365. The principal towns are Alleppey, Nagercoil, Quilon, Kottayam, Changanacherry, Thiruvalla, Attingal, Mavelikara, Parur and Alwaye. Villages and village life as prevalent on

the East Coast are practically unknown except in parts of South Travancore. Elsewhere, the conditions are rural or semi-rural

and the people live in detached homesteads, each nestling in its own treeplanted and walled-in garden. Hinduism, the religion of the

Religion. Ruling Family, is the predominant religion and its followers, divided into various caste groups constitute nearly three-fifths (3,671,480) of the entire population while the denominations of Christians including the Syrian Christians, represent nearly one-third (1,968,808) and the Mohamedans nearly one-fourteen (434,150). There has long existed in the State a small body of

European and American residents. The number of literates per 100 of the population is 47.1. The percentage of literacy for males is 58.1 and for females 36.0. Except among a small section of the population, the *Purdah* system is unknown in Travancore. Women generally

Literacy. enjoy great freedom in the State, and this fact coupled with their general education has brought about their active participation in affairs.

Position of Women. From the point of view of progressive administration and of literacy, Travancore yields to no State or Province in India. In point of population and revenue Travancore is

Travancore compared with other States. next only to Hyderabad and Mysore among Indian States. Mysore, Gwalior and the neighbouring colony of Ceylon are nearly four times as extensive, but their population is, respectively about one and one-third and three-fourths of and the same as that of Travancore. Baroda, though nearly of the same area, has only less than one-half of the population of Travancore.

The early history of Travancore is in great part shrouded in tradition; but there is little doubt that the Maharaja is the representative of the Chera dynasty, one of the

Historical Sketch. three great Hindu dynasties, which exercised sovereignty at one time in South India. The English first settled at Anjengo which they obtained in 1684 on a grant from the Queen of Attingal which

was subsequently ratified by the King of Travancore. Marthanda Varma, the son of the Queen of Attingal, became in 1729 the *Adhipathi* of Venad. He succeeded in crushing the *Ettuveetil Pillamars*, the feudal chieftains of eight *desams*, who had striven against the power of the Rajas for over a century. Thereafter, he grew in strength and power and, having amalgamated Attingal with Venad on a treaty engagement that none but the offspring of the Ranis of Attingal shall succeed to the rulership of Travancore, proceeded on a campaign of conquest with his minister Ramayyan *Dalawa* and the Venad *Valia Capittan*, Eustachius Benedictus De Lannoy, a Flemish soldier who had been captured in a fight with the Dutch and whom the Raja had befriended and raised to that high position. By the time of Marthanda Varma's death in 1758, practically the whole of modern Travancore had been brought under his sway. He established order, settled the country and dedicated it to Sri Padmanabhaswami, and he and his successors, Rajas or Ranis of Travancore, have since ruled as the *Dasas* or *Sevinis* of the Deity. In the wars in which the East India Company were engaged in the Carnatic and in Mysore in the eighteenth century, the Travancore State rendered military assistance to the Company. Travancore was reckoned as one of the staunchest allies of the British Power and was included in the treaty made in 1784 between the East India Company and the Sultan of Mysore. In view of the protection of the State from possible inroads by Tippu Sultan, an arrangement was come to in 1788 with the East India Company, and in 1795 a formal treaty, was concluded by which the Company agreed to protect Travancore from all foreign enemies. In 1805 a new treaty was signed and an annual contribution of Rs. 7,96,430-8 as. was fixed mainly in lieu of the obligation assumed by the State towards the cost of maintaining a force by the Honourable Company for the defence of Travancore from foreign aggression and of the obligation under the Treaty of 1795 to provide an army for effective service in British India in times of war. With the lapse of paramountcy on the 15th August 1947 the State ceased to pay this annual contribution. The history of the State has been one of steady development and well ordered progress under a succession of able and enlightened rulers. His Highness Sri Chitra Thirunal,

the present Maharaja, has adhered to the traditions of his House; and has signalised his reign by a Proclamation throwing open the temple of Sri Padmanabhaswami and all the temples under his control and the temples under Government control to all Hindus including those who were commonly described as untouchable and backward classes, a reform which has evoked universal appreciation.

The official year in Travancore is reckoned according to the Malabar Era or the Kollam Era said to date from the rebuilding of Kollam or Quilon 1123 years ago. The *The Calendar*. year begins about the middle of August. The twelve months are named after the zodiacal signs, the longest month having 32 days and the shortest 29 days.

Travancore has its own coinage of the silver *fanam* (2.25 annas), the copper *chuckram* (6.74 pies) and the *cash* (0.42 pie).

It has been issuing also its own silver coin. *The Currency*. formerly called half rupee but now called the "Chitra" (14 *chuckrams*) and a coin formerly called quarter-rupee (7 *chuckrams*). The Indian silver and nickel coins and currency notes are also in free circulation. The "Chitra" coins and the Indian half-rupee are legal tender for an unlimited amount.

The State has its own postal service known as the Anchal and issues its own stamps. Its Anchal offices also *The Anchal*. transact savings bank business and issue hundies or money orders.

The Ruling Family.

Major General His Highness Sri Padmanabha Dasa Vanchi Pala Sir Bala Rama Varma Kulasekhara Kiritapati Manney Sultan Maharaja Raja Ramaraja Bahadur Shamsheer Jang, Knight Grand Commander of the Most Exalted Order of the Star of India, Knight Grand Commander of the Most Eminent Order of the Indian Empire, D. Litt., Maharaja of Travancore, was born on the 7th November 1912 and his succession to the *Musnad* was recognised by the British Government on the 1st September 1924.

His Highness was invested with ruling powers on the 6th November 1931 (20th Thulam 1107). His Highness the Maharaja is entitled to a salute of nineteen guns, and to twenty-one guns with in the State. The *Marumakkathayam* law governs the succession to the *Musnad* which, further, is confined to the offspring of the Attingal Ranis. Her Highness the Senior Maharani (born on the 19th November 1895) and Her Highness Maharani Sethu Parvati Bayi (born on the 8th November 1896) were adopted into the Ruling Family on the 31st August 1900. His Highness the Maharaja is the eldest son of Her Highness Maharani Setu Parvati Bayi. A daughter, the First Princess, (Kartika Tirunal) was born to Her Highness on the 17th September 1916 and a second son, the Elaya Raja, on the 22nd March 1922. A daughter, the second Princess (Uthram Tirunal) was born to Her Highness the Senior Maharani on the 30th December 1923 and a second daughter the Third Princess (Kartika Tirunal) was born to Her Highness on the 23rd October 1926. A daughter (Bharani Tirunal) was born to the Second Princess (Uthram Tirunal) on the 15th February 1940, and a second daughter (Bharani Tirunal) was born to the Second Princess (Uthram Tirunal) on the 29th December 1941. A daughter (Pooyam Tirunal) was born to the First Princess (Kartika Tirunal) on the 7th September 1942 and a daughter (Rohini Tirunal) was born to the Second Princess (Uthram Tirunal) on the 13th February 1943. A daughter (Aswati Tirunal) was born to the First Princess (Kartika Tirunal) on the 4th July 1945 and a daughter (Makam Tirunal) was born to the Second Princess (Uthram Tirunal) on the 12th April 1946.

HONOURS CONFERRED BY HIS HIGHNESS THE MAHARAJA.

In connection with the Birthday of His Highness the Maharaja in 1947, His Highness was pleased to confer the title of *Rajyasevapravina* on Major D. L. Deshpande, Principal, Engineering College, Trivandrum. His Highness was also pleased to award the "Maharaja's Medal" (gold) to M. R. Ry., Ayilliam Nal Rama Varma Mootha Koil Thampuran, Avergal, of Ananthapura-thu Kottaram.

CHAPTER II.

SYSTEM OF GOVERNMENT.

The Ruler is the source of all authority in Travancore. For more than half a century, the Maharajas of Travancore have treated the revenues of the State as public

The Ruler. funds in the strict sense of the term, appropriating to their own use only a modest portion which bears a very small proportion to the total revenue. The percentage was 6·86 in 1072, 6·57 in 1082, 4·04 in 1092, 3·83 in 1102, 3·58 in 1112, 1·70 in 1122 and 1·66 in 1123.

The Government of the country was, for a long time past, being conducted in the name and under the control of His Highness the Maharaja by the Dewan. With the promulgation of the Interim Constitution Act in

The Chief Executive Meenam 1123, the post of the Dewan ceased to exist, and a council of Ministers with the Prime Minister at the head was appointed by His Highness the Maharaja to advise him in the running of the Government. The Council is assisted by an organised Secretariat and a public service constituted generally on the Indian model.

The entire administration is carried on through several well-organised departments. The activities of these departments are separately and briefly described in the following

Administration. chapters. Every administrative head addresses his proposals to the Government, and these recommendations are considered in the Secretariat and, where necessary, are scrutinised by the Finance Department. The decisions of the Government, which, in olden times, were issued over the signature of the head of the administration in the form of *Chattavariolas* on palm leaves and later on in Malayalam and Tamil communications on paper, have, for many years past, been issued in English by the Chief Secretary to Government in the form of orders, proceedings or letters. Though the place of the Chief Secretary which was kept in abeyance in 1120 was revived

in Meenom 1123, the Secretaries continued to issue all communications pertaining to their subjects, on behalf of Government. The commands of the Ruler are always issued in the form of Proclamations or *Neets* under Sign Manual. Except for purposes of legislation and the conduct of important ceremonies of State, the Ruler rarely issues such commands in matters affecting the public administration. All notifications, proceedings and other matters to be made known generally are published in the Government Gazette, which is issued every Tuesday in English and in Malayalam and Tamil. The Gazette is now in its eighty-sixth year. The history of Travancore for nearly a century without interruption reveals the fact that the administration, adapting itself from time to time to modern forms of government, without abandoning its pristine characteristics and ideals has been conducted with a view to the progressive well-being of the country. A code of enactments for Travancore was first promulgated in 1835 A. D. Of these, Acts I to VII of 1010 M. E., provided for the working, powers and jurisdiction of law courts. Parts of Acts I and IV survive on the Statute Book. Both relate to interest awardable under decrees. As the years have gone by, the volume of legislation has become large and comprehensive.

The revenue of the State is derived mainly from a system of (a) direct taxation, (b) indirect taxation, (c) commercial services and (d) levies in connection with specific

Taxation. services. Taxation is covered by authority conferred by various statutory enactments the tax-payer's obligations are defined and known; and collection is made on an established system. There are only two sources of revenue by direct taxation, viz., land revenue and income-tax.

The Travancore Land Tax Proclamation which was promulgated by His Highness the Maharaja towards the close of 1121 M. E., came into effect from the 1st Chingom 1122. This Proclamation introduced the basic tax system according to which a uniform basic tax at the rate of four cash for a cent of land per annum subject to a minimum of four chukrams was levied in lieu of the then existing rate of tax. The basic tax is payable on all kinds of lands excepting *Sreepandaravaka*, *Kandukrishi*,

Sreepadam, the *Edavakais* and other lands specifically exempted under Section 6 (2) of the Proclamation. This to a large extent has relieved the burden of tax paid by small land-holders. Income tax was also levied on incomes above Rs. 2,000 a year derived from land of any kind. Taxes falling within the category of indirect taxation are for the most part, duties on raw products or manufactured goods exported from Travancore, such as tea, coir fibre, yarn and other products of the cocoanut palm, pepper, salted fish, turmeric, vegetable oils etc., and tax on agricultural income. There is also a system of import duties based mainly on the Indian tariff. The general stamp revenue is also appreciable. Next come indirect taxes, both fiscal and regulatory in character such as import duty on foreign liquor and excise duty on country liquor. The income derived from salt and tobacco is considerable. The commercial and quasi-commercial departments yielding revenue are Forest, Anchal, Transport and Railways. Under class (d) is an appreciable income derived from such specific services as registration of documents and court fees.

The Budget is framed annually and assigns most of the income of the year to the well-being of the people. The bulk of the revenue is set apart for education, public health, medical relief, the protection of person and property, the administration of justice and the provision of communications and irrigation facilities.

Application of Revenue.

The Legislature.

Travancore was the first Indian State to have a Legislative Council; a Council with a minimum of five members having been brought into existence as early as 1888 A. D. The strength and the powers of the Council grew steadily with the passing of years until, as a result of the promulgation of the Legislative Reforms Act, II of 1108 M. E. (1932 A. D.), the legislature was reconstituted and made to consist of two houses, *viz.*, the Sri Mulam Assen bly which was the Lower House and the Sri Chitra State Council which was the Upper House.

Early Constitution.

The Legislative Reforms Act, II of 1108 was repealed by the Travancore Constitution Act, 1122 (XII of 1122) promulgated by His Highness the Maharaja on the 24th *Constitutional* Meenom 1122/7th April 1947, with a view to *Reforms.* reconstitute the two Houses of the Legislature on the basis of adult franchise, and composed wholly of elected members with elected Presidents. Before the provisions of this Act could be brought into operation, great constitutional developments took place in India in August 1947, and His Highness the Maharaja issued a Proclamation on the 4th September 1947 announcing his decision to establish responsible Government in the State, and to constitute a Representative Body composed of members all elected on the basis of adult franchise to submit proposals for modifying the Constitution Act of 1122 with a view to establishing full responsible Government in the State. Elections to the Representative Body took place in 1123 and in accordance with the unanimous wish expressed by that Body in its first meeting held on the 20th March 1948, the Travancore Interim Constitution Act, VI of 1123, entrusting the administration to a Council of Ministers was promulgated by His Highness the Maharaja. Under that Act, the Representative Body was declared as the Legislative Assembly also and the Council of Ministers made collectively responsible to the Legislative Assembly. These reforms are the natural sequel of the policy consistently followed by the Ruling House of Travancore, of associating the people in an increasing measure with the administration of the State.

CHAPTER III.

FINANCE

A general summary of the financial transactions of the year 1123, as compared with those of the year 1122, is furnished below.

| | | (In lakhs of rupees.) | |
|--|-----|-----------------------|-----------|
| | | 1122 | 1123 |
| Ordinary Revenue Receipts | ... | 880.03 | 920.73 |
| Appropriation from Revenue Reserve Fund. | ... | | 74.23 |
| Do. from Postwar Reconstruction Fund | ... | ... | 87.26 |
| Expenditure charged to Revenue | .. | 880.03 | 1,082.22 |
| Capital Accounts outside the Revenue Account | ... | 192.68 | 121.04 |
| Debt Head transactions | . | (-) 535.95 | (+) 51.43 |
| Opening Cash Balance | | (+) 716.69 | (-) 11.94 |
| Closing Cash Balance | . | (-) 11.94 | (-) 81.55 |

The Ordinary Revenue of the year 1123 (*vide* Statement A) amounted to Rs. 920.73 lakhs, a peak figure never attained before, against Rs. 880.03 lakhs during the previous year, showing improvement to the extent of Rs. 40.70 lakhs. Including a sum of Rs. 74.23 lakhs appropriated from the Revenue Reserve Fund and another sum of Rs. 87.26 lakhs from the Postwar Reconstruction Fund under Debt Heads, the total revenue for the year 1123 was Rs. 1,082.22 lakhs. The important major heads which have mainly contributed to the improvement, referred to above are, Excise (Rs. 45.61 lakhs), Interest (Rs. 41.14 lakhs), Customs (Rs. 18.90 lakhs) and Railways (Rs. 4.23 lakhs).

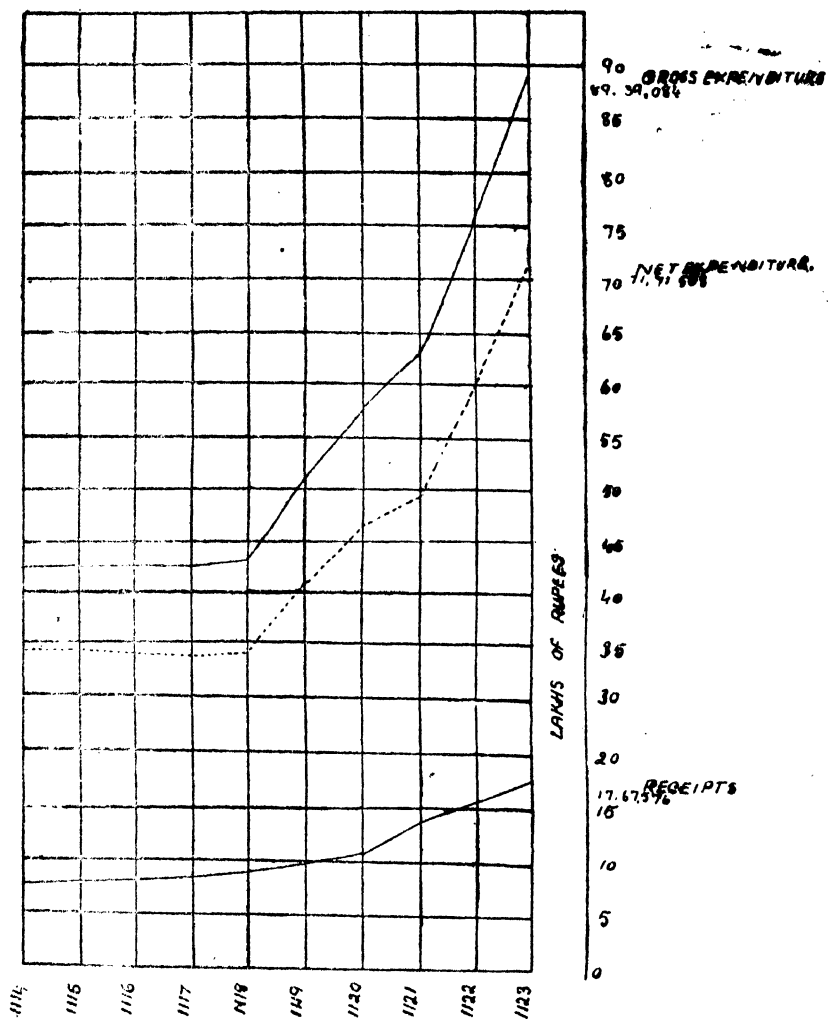
The improvement observed under the major head 'Excise' is due to better receipts realised in 1123, as compared to the previous year, under almost all the sub-heads but especially under the items 'Arrack' and 'Toddy'. The interest on capital outlay invested on commercial schemes to the end of 1123 which has been.

credited to the major head "XII—Interest" by debit to the working expenses of the schemes concerned, which procedure was not adopted till the previous year on the ground that the schemes had not reached the stage of full development for being charged with interest, explains the abnormal increase noticed under the head. Better receipts under the heads 'Land Customs—Exports and Imports', 'Sea Customs—Exports and Net Receipts from the Cochin Harbour Scheme' account for the variation noticed under the major head 'Customs'. Due to increased traffic, the Railway Receipts also showed appreciable improvement during the year.

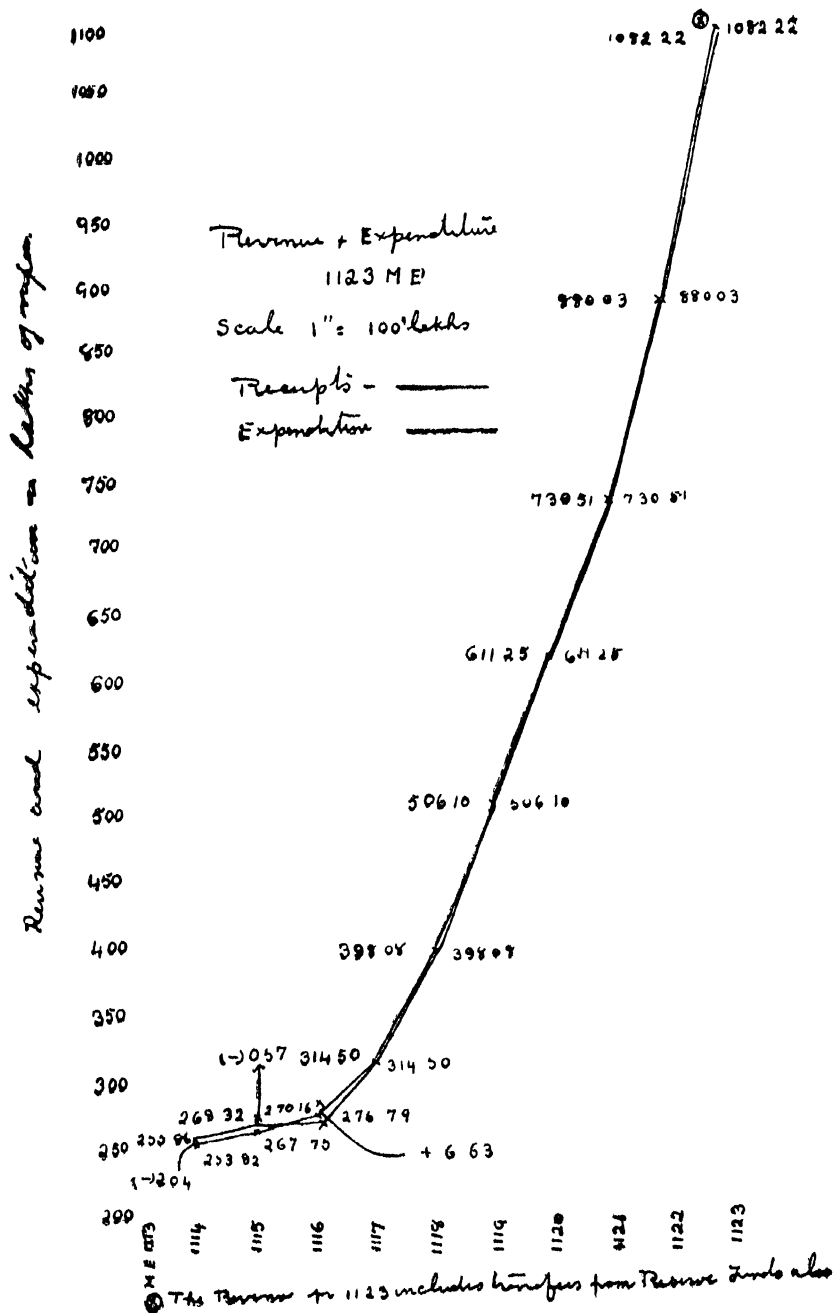
There was also considerable fall in revenue under certain major heads, the conspicuous among them being, Electric Schemes (Rs. 26.59 lakhs), Salt (Rs. 13.73 lakhs), State Transport Scheme (Rs. 7.81 lakhs) and Forest (Rs. 5.96 lakhs). Though the gross receipts from the Electric Schemes showed slight improvement from Rs. 28.99 lakhs in 1122 to Rs. 36.04 lakhs in 1123, the increase which occurred under Working expenses was much greater and quite disproportionate to the increase under gross receipts, the same (working expenses) having soared up to Rs. 51.67 lakhs in 1123 against Rs. 17.94 lakhs only in 1122 with the result that the transactions ended in a net deficit of Rs. 15.54 lakhs during the year under report. Under State Transport also, the improvement noticed in the gross receipts, as compared to the previous year, being only Rs. 3.65 lakhs, the increase observed under Working expenses was Rs. 11.44 lakhs so that there was a net return of Rs. 12.20 lakhs only during 1123 against Rs. 20.01 lakhs in 1122. The fall noticed under the major head 'Salt' is on account of the abolition of duty on salt. Under the major head 'Forest', the variation noticed is due mainly to the lesser receipt realised from the items 'Royal Trees' and 'Junglewood' by Government Agency.

The expenditure charged to revenue during the year (*vide* statement B) including the sum of Rs. 183.85 lakhs, adjusted as subsidy in the distribution of food grains, amounted to Rs. 1,082.22 lakhs against Rs. 880.03 lakhs during the previous year thereby showing increase to the extent of Rs. 202.19 lakhs. The important items which have contributed to the above increase are

Revenue and Expenditure charged to Revenue



Revenue & Expenditure in 1123.



"Subsidy in the distribution of food grains (Rs. 183'85 lakhs), Interest on debt and other obligations (Rs. 33'46 lakhs), Buildings, Communications etc. (Rs. 31'31 lakhs), Contribution to the Devaswom Fund and Sreepandaravagai Fund (Rs. 25'24 lakhs), Education (Rs. 22'50 lakhs), Army (Rs. 18'62 lakhs) and Protective Irrigation (Rs. 14'77 lakhs)".

The loss sustained by Government on food transactions to the end of 1123 was adjusted in the accounts of the year 1123 for the first time and hence the variation noticed under that head. Larger amounts paid on account of interest on Savings Bank Deposits and as interest on Overdraft Account with the Imperial Bank of India mainly account for the increase noticed under the major head 'Interest on Debt etc.' The abnormal increase observed under the major head, "Buildings, Communications etc." is on account of heavy expenditure incurred on 'Works' as well as on "Repairs and Maintenance", the total thereof having come up to Rs. 107'76 lakhs during the year under review against Rs. 77'44 lakhs only during the previous year. The enhancement of the Government contribution to the Devaswom Fund from Rs. 25 lakhs to Rs. 50 lakhs from 1-1-1123 explains the increase under the major head "Contribution to Devaswom Fund etc.". The expenditure which was on the increase under almost all the minor heads but especially under "Primary Education" accounts for the variation noticed under the major head "Education". The increase in Army expenditure was due to the re-organisation of the Department. The total expenditure incurred on "Protective Irrigation Works" including those connected with 'Grow More Food Campaign' amounted to Rs. 15'06 lakhs in 1123 against Rs. 6'24 lakhs only in 1122 and this accounts mainly for the variation observed under the major head "10--Protective Irrigation".

There were also appreciable savings under certain major heads, the conspicuous among them being "Interest on Capital outlay on Commercial Schemes" (Rs. 17'51 lakhs), "Contribution to the Postwar Re-construction Fund" (Rs. 69'36 lakhs) and "Contribution to the Village Uplift Fund" (Rs. 100'00 lakhs). The variation noticed under the major head 'Interest on Capital

outlay on Commercial Schemes' is only apparent and is due to the change in the accounting procedure in consequence of which the interest on capital outlay on commercial schemes, hitherto accounted for under the above head, has, from the year 1123, been debited to the working expenses of the commercial schemes concerned by per contra credit to "XII Interest" on the receipt side. The ordinary revenue in 1123 being insufficient even to meet the ordinary revenue expenditure, it was not possible to make any contribution to the Postwar Reconstruction Fund or to the Village Uplift Fund during the year under report unlike in the previous year (1122) and hence the variations noticed under those major heads of account.

Since the total expenditure for the year, including the sum of Rs. 183·85 lakhs adjusted as subsidy in the distribution of food grains, amounted to Rs. 1,032·22 lakhs against the ordinary revenue of Rs. 920·73 lakhs only, a sum of Rs. 74·23 lakhs was appropriated from the Revenue Reserve Fund and another sum of Rs. 87·26 lakhs from the Postwar Re-construction Fund and these amounts shown as receipts of the year with a view to fill up the gap between expenditure and ordinary revenue referred to above.

The total of capital accounts outside the revenue account during the year under report amounted to Rs. 121·04 lakhs against Rs. 192·68 lakhs during the previous year so that the Government Account Balance which stood at Rs. 608·03 lakhs (Dr.) at the beginning of the year was raised to Rs. 729·07 lakhs (Dr.) at its close.

A statement showing the progressive outlay to end of 1123 on certain important large schemes is given below:

| <i>Head of Account.</i> | <i>Rs. in lakhs</i> |
|-------------------------------|---------------------|
| Kodayar Irrigation Project | ... 81·34 |
| Railways | ... 86·20 |
| The Willingdon Water Works | ... 58·21 |
| Moffusil Water Supply Schemes | ... 0·74 |
| Drainage Schemes | ... 30·50 |
| Town Planning Schemes | ... 29·63 |

| | |
|---|--------|
| Electric Schemes | 518.77 |
| Telephone Scheme | 27.23 |
| Radio Broadcasting | 2.43 |
| Providing dustless surfacing to. M. S. Road | 15.36 |
| The Bridge at Neriamaingalam | 4.35 |
| State Transport Scheme | 35.07 |
| Clay Refining and Porcelain Factory | 13.19 |
| Rubber Factory | 4.73 |
| Coastal Transport | 5.97 |
| The Neendakara Bridge | 5.36 |
| Military Buildings | 28.88 |

The statement of Assets and Liabilities in the books of Government as they stood on the last day of the year 1123 is furnished separately (*vide* statement C).

The fluid balances of Government in cash and gilt-edged securities stood at Rs. 620.37 lakhs comprising Rs. 554.21 lakhs as investments in Government Securities at their purchase price and Rs. 66.16 lakhs as short term deposits in banks besides the cash balance of Rs. 339.32 lakhs in treasuries and banks. The overdraft account with the Imperial Bank of India which is taken in reduction of cash balances, stood at Rs. 420.87 lakhs at the close of the year.

The balances under 'Loans' advanced for agricultural, industrial and other purposes amounted to Rs. 195.88 lakhs as detailed below :—

| | Rs. in lakhs. |
|---|---------------|
| Loan to Cochin Harbour Authorities | 36.95 |
| Do. to the Landing and Shipping Fee Committee | 1.34 |
| Do. to Alleppey Municipality for Water Works | 5.80 |
| Do. to Nagercoil do. | 11.73 |
| Do. to Shencottah do. | 2.07 |
| Do. to Trivandrum Corporation | 1.87 |
| Do. to Nagercoil Municipality | 0.49 |
| Agricultural Loans | 1.71 |
| Industrial Loans | 0.11 |
| Loans to Fertilisers and Chemicals, Travancore Ltd. | 102.80 |
| Do. Aluminium Industries | 5.09 |
| Do. Travancore Cements | 20.36 |
| Other loans | 5.56 |

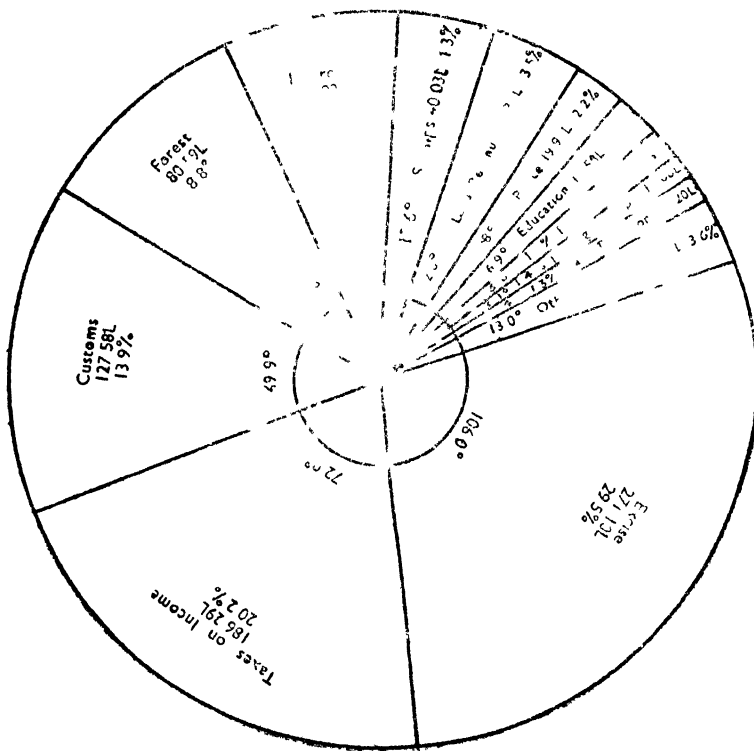
Total ... 195.88

STATEMENT A.

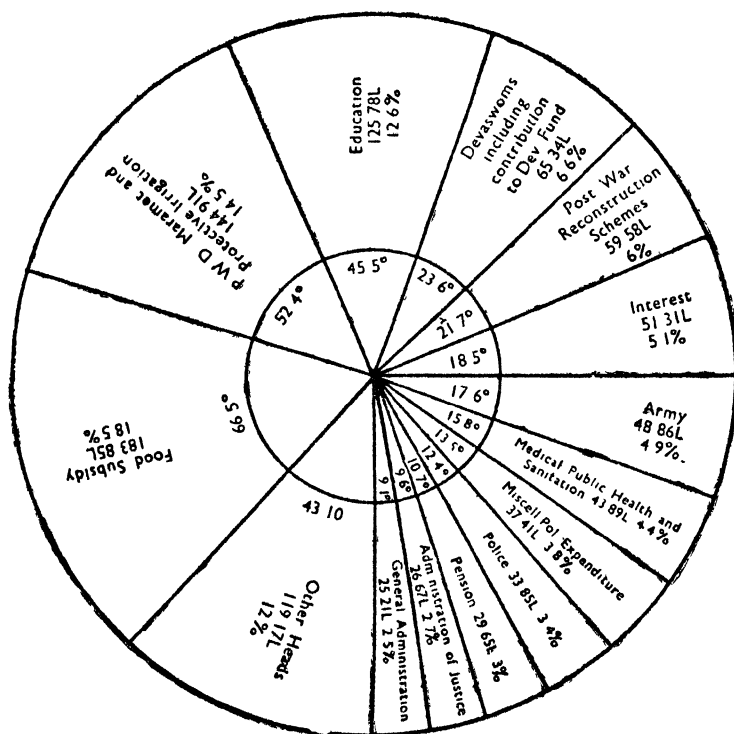
*Statement comparing the Receipts of 1123 with those of 1122.
(The figures are in lakhs of rupees.)*

| Sl. No. | Head of account. | 1122 | 1123 | Difference. |
|----------|---|----------|-----------|-------------|
| I. | Customs | 108.68 | 127.58 | (+) 18.90 |
| II. | Excise | 225.49 | 271.10 | (+) 45.61 |
| III. | Land Revenue | 30.80 | 32.81 | (+) 1.51 |
| IV. | Salt | 19.65 | 5.92 | (-) 13.73 |
| V. | Stamps | 42.01 | 40.03 | (-) 1.98 |
| VI. | Forest | 86.55 | 80.59 | (-) 5.96 |
| VII. | Taxes on Income | 189.93 | 186.29 | (-) 3.64 |
| VIII. | Registration | 17.24 | 16.93 | (-) 0.31 |
| IX. | Railways | 4.10 | 8.33 | (+) 4.23 |
| X. | Protective Irrigation | (-) 0.35 | (-) 0.95 | (+) 0.65 |
| XI. | Anchal | 1.38 | (-) 0.50 | (-) 1.88 |
| XII. | Interest | 28.78 | 69.92 | (+) 41.14 |
| XIII. | H. H. The Maharaja's Garage and Stables | 0.28 | 0.16 | (-) 0.12 |
| XIV. | Administration of Justice | 1.66 | 1.52 | (-) 0.14 |
| XV. | Jails | 0.95 | 0.95 | .. |
| XVI. | Police | 18.58 | 19.91 | (+) 1.33 |
| XVII. | Ports | 0.18 | 0.23 | (+) 0.05 |
| XVIII. | Education | 15.27 | 17.58 | (+) 2.31 |
| XIX. | Agriculture | 0.40 | 0.36 | (-) 0.04 |
| XX. | Fisheries | 0.56 | 0.53 | (-) 0.03 |
| XXI. | Industries | 0.20 | 0.20 | .. |
| XXII. | Receipts from Geological Dept. | .. | 0.02 | (+) 0.02 |
| XXIII. | Medical and Ayurveda | 1.04 | 1.06 | (+) 0.02 |
| XXIV. | Public Health and Sanitation | 0.21 | 0.25 | (+) 0.04 |
| XXV. | Devaswoms | 0.04 | 0.08 | (-) 0.01 |
| XXVI. | Currency and Mint | 1.94 | .. | (-) 1.94 |
| XXVII. | Stationery and Printing | 4.66 | 3.74 | (-) 0.92 |
| XXVIII. | Miscellaneous Departments | 8.99 | 2.64 | (-) 1.35 |
| XXIX. | Mining Receipts | 13.95 | -13.06 | (-) 0.89 |
| XXX. | Buildings, Communications &c. | 3.46 | 3.06 | (-) 0.40 |
| XXXI. | Water Supply & Drainage | 1.98 | 3.22 | (+) 1.24 |
| XXXII. | Maramat | .. | .. | .. |
| XXXIII. | Receipts from Electric Schemes (net receipts) | 11.05 | (-) 15.54 | (-) 26.59 |
| XXXIV. | Telephone Scheme (net receipts) | 2.91 | 1.06 | (-) 1.85 |
| XXXV. | State Transport Scheme (do) | 20.01 | 12.20 | (-) 7.81 |
| XXXVI. | Coastal Transport (do) | .. | .. | .. |
| XXXVII. | Clay Refining and Porcelain Factory (net receipts) | 2.14 | 0.74 | (-) 1.40 |
| XXXVIII. | Army | 0.24 | 0.23 | (-) 0.01 |
| XXXIX. | Receipts in aid of Pensions &c | 1.65 | 1.83 | (+) 0.18 |
| XL. | Receipts from the State Guests Department | 0.35 | 0.56 | (+) 0.21 |
| XLI. | Miscellaneous | 17.44 | 13.33 | (-) 4.11 |
| XLII. | Extraordinary Receipts | 0.53 | 0.25 | (-) 0.38 |
| | Total | 880.03 | 920.73 | (+) 40.70 |
| | Transfers from Revenue Re- serve Fund | .. | 74.28 | (+) 74.28 |
| | Do. Postwar Reconstruc- tion Fund | .. | 87.26 | (+) 87.26 |
| | Grand Total | 880.03 | 1082.22 | (+) 202.19 |

**Proportion of Gross Revenue Receipts of the States for 1954-55
under the various Heads to the total
ordinary Revenue
(In lakhs of Rupees)**



Proportion of Expenditure of the State for 1123 M. T.
under the various heads to the total Expenditure
(Charged to Revenue)
Excluding 'collection charges' treated as Direct
Demands on Revenue
(In lakhs of Rs.)



STATEMENT B.

Comparative statement of disbursements under Major Heads
for the years 1122 and 1123.

(The figures are in lakhs of rupees).

| Item No. | Head of Account. | 1122 | 1123 | Difference. |
|----------|--|--------|--------|-------------|
| 1 | Customs | 2.34 | 2.94 | (+) 0.60 |
| 2 | Excise | 10.31 | 13.66 | (+) 3.35 |
| 3 | Land Revenue | 19.21 | 21.16 | (+) 4.95 |
| 4 | Salt | 2.42 | 1.61 | (-) 0.81 |
| 5 | Stamps | 0.97 | 1.13 | (+) 0.16 |
| 6 | Forests | 28.36 | 32.05 | (+) 3.69 |
| 7 | Taxes on Income | 2.22 | 3.34 | (+) 1.12 |
| 8 | Registration | 6.75 | 7.85 | (+) 1.10 |
| 8 A | Survey of Minor Circuits | 0.01 | 0.03 | (+) 0.02 |
| 9 | State Railways | ... | ... | ... |
| 9 B | Construction of Railways | 1.00 | 0.18 | (-) 0.82 |
| 10 | Protective Irrigation | 2.57 | 17.34 | (+) 14.77 |
| 10 C | Irrigation Capital Account | ... | ... | ... |
| 11 D | Anchal Capital Account | 0.03 | 0.10 | (+) 0.07 |
| 12 | Interest on debt &c. | 17.85 | 51.31 | (+) 33.46 |
| 13 | „ on Commercial Schemes | 17.51 | ... | (-) 17.51 |
| 14 | Appropriation for reduction of debt | 1.16 | 5.74 | (+) 4.58 |
| 15 | Palace | 14.95 | 17.98 | (+) 3.03 |
| 16 | Panivagai | 5.73 | 3.05 | (-) 2.68 |
| 17 | H. H. The Maharaja's Garage and Stables | 3.95 | 4.45 | (+) 0.50 |
| 18 | „ „ Tours outside the State | 1.17 | 1.65 | (+) 0.48 |
| 19 | General Administration | 14.87 | 25.21 | (+) 10.34 |
| 20 | Administration of Justice | 22.68 | 26.67 | (+) 3.99 |
| 21 | Jails | 3.75 | 4.51 | (+) 0.76 |
| 22 | Police | 28.83 | 33.85 | (+) 5.02 |
| 23 | Ports | 0.32 | 0.40 | (-) 0.08 |
| 24 | Education | 103.28 | 125.78 | (+) 2.50 |
| 25 | Agriculture | 4.11 | 12.10 | (+) 7.99 |
| 26 | Fisheries | 0.70 | 0.69 | (-) 0.01 |
| 27 | Industries | 1.21 | 1.28 | (+) 0.07 |
| 28 | Geological Department | 0.36 | 0.33 | (-) 0.03 |
| 29 | Co-operative Department | 2.35 | 3.26 | (+) 0.91 |
| 30 | Uplift of Backward Communities | 0.54 | 1.12 | (+) 0.58 |
| 31 | Village Uplift | 1.99 | 8.08 | (+) 6.09 |
| 32 | Medical and Ayurveda | 26.03 | 34.61 | (+) 8.58 |
| 33 | Public Health and Sanitation | 7.94 | 9.28 | (+) 1.34 |
| 34 | Devaswoms | 13.25 | 13.27 | (+) 0.02 |
| 35 | State Charities | 0.08 | 0.09 | (+) 0.01 |
| 36 | Currency and Mint | 0.09 | 0.10 | (+) 0.01 |
| 37 | Stationery and Printing | 12.88 | 12.43 | (-) 0.45 |
| 38 | Miscellaneous Departments | 5.74 | 8.10 | (+) 2.36 |
| 39 | Civil Works | 33.55 | 124.86 | (+) 91.31 |
| 40 | Water Supply and Drainage | 3.72 | 4.32 | (+) 0.60 |
| 41 | Electrical Works to Government buildings | 2.14 | 3.10 | (+) 0.96 |
| 42 | Maramat | 2.62 | 2.71 | (+) 0.09 |
| 43 | Army | 30.24 | 48.86 | (+) 18.62 |
| 44 | Subsidy | 8.11 | ... | (-) 8.11 |
| 45 | Political pensions | 4.47 | 4.78 | (+) 0.31 |

STATEMENT B—(contd.)

Comparative statement of disbursements under Major Heads
for the years 1122 and 1123.

| Item No. | Head of Account. | 1122 | 1123 | Difference. |
|----------|--|----------|---------|-------------|
| 46 | Miscellaneous Political Expenditure . | 86·06 | 37·41 | (+) 1·35 |
| 47 | Superannuation allowances etc. . | 26·01 | 24·87 | (-) 1·14 |
| 48 | Food and other control measures . | 15·82 | 16·87 | (+) 1·55 |
| 48 A | Subsidy in the distribution of food grains . | ... | 183·85 | (+) 183·85 |
| 49 | Miscellaneous . | 8·68 | 8·21 | (+) 4·53 |
| 50 | Post War Reconstruction Schemes . | 66·39 | 59·58 | (-) 6·81 |
| 51 B | Contribution to Distress Relief Fund . | 1·00 | 1·00 | .. |
| 51 C | „ Revenue Reserve Fund . | 3·00 | ... | (-) 3·00 |
| 51 D | „ Post War Reconstruction Fund . | 69·36 | ... | (-) 69·36 |
| 51 E | „ Village Uplift Fund . | 100·00 | ... | (-) 100·00 |
| 51 F | „ Devaswom Fund . | 26·83 | 52·07 | (+) 25·24 |
| | Deduct amount debitable to Village Uplift Fund . | (-) 1·98 | ... | (+) 1·98 |
| | Total of Expenditure.. | 880·03 | 1082·22 | (+) 202·19 |

Statement of Assets and Liabilities for the years 1121-1123.

(The figures are in lakhs of rupees)

| Assets. | 1121 | 1122 | 1123 |
|--|-------------|-----------|-----------|
| 1. Cash Balance | 716'69 | (-) 11'94 | (-) 81'55 |
| 2. Surplus investments in Government Securities | 494'08 | 539'63 | 479'84 |
| 3. Special deposits and Shares in Industrial concerns | 220'75 | 279'10 | 373'88 |
| 4. Share in the Travancore Credit Bank. | 13'23 | 10'58 | 21'16 |
| 5. Dewan of Travancore Investment Account | 23'96 | 134'54 | ... |
| 6. Dewan of Travancore Suspense Account | ... | 0'15 | ... |
| 7. Sinking Fund Investments—Special loan | 0'65 | 0'65 | 0'65 |
| 8. Deposits not bearing interest with Imperial Bank | 2'54 | 2'54 | 2'54 |
| 9. Do. with Central Banking Corporation | 1'34 | 2'34 | 1'27 |
| 10. General Reserve Fund Investment Account | 74'37 | 74'37 | 74'37 |
| 11. Life Insurance (P. B.) „ | 32'74 | 41'31 | 53'13 |
| 12. Accident Insurance Fund Investment. | ... | ... | 0'67 |
| 13. Defence Provident Fund „ | 0'04 | 0'04 | 0'06 |
| 14. Services Post-war Reconstruction Fund | ... | ... | 33'61 |
| 15. Distress Relief Fund „ | 6'62 | 7'65 | 8'52 |
| 16. Bullion Account | 18'20 | 42'64 | 2'65 |
| 17. Investments in Reproductive Works | | | |
| (a) Kodayar Irrigation Scheme | ... | ... | 81'84 |
| (b) Trivandrum Electric Supply | 12'19 | 12'19 | 12'19 |
| (c) P. H. E. Scheme | 327'46 | 418'31 | 506'58 |
| (d) Telephone | 17'47 | 19'50 | 27'23 |
| (e) Radio Broadcasting | 2'14 | 2'28 | 2'43 |
| (f) State Transport | 16'44 | 27'52 | 35'07 |
| (g) Clay Refining & Porcelain Factory | 12'76 | 13'02 | 13'19 |
| (h) Rubber Factory | 4'73 | 4'73 | 4'73 |
| (i) Railways | 85'02 | 86'02 | 86'20 |
| (j) Coastal Transport | 4'97 | 5'95 | 5'97 |
| (k) Payment to the Cochin Harbour authorities | ... | ... | 0'78 |
| (l) Vanchi Clay Mines and Refinery | 1'88 | 1'97 | 1'97 |
| (n) Fertilisers & Chemicals Travancore Ltd. | 4'08 | 4'08 | 4'08 |
| (n) Lands acquired and leased out to other Industrial Concerns | ... | ... | 6'85 |
| 18. Short term deposits in Banks | 351'16 | 386'79 | 66'16 |
| 19. Mint Advance | 3'11 | 0'11 | 0'75 |
| 20. Advance repayable | (--) 211'75 | 176'83 | 224'30 |
| 21. Suspense Account (debit) | 86'68 | 87'88 | 126'58 |
| 22. Loans made by Government | 95'76 | 150'39 | 193'88 |
| 23. Remittances | ... | ... | 16'92 |
| Total | 2330'26 | 2521'17 | 2388'00 |

CHAPTER IV.

MAIN HEADS OF REVENUE

Land Revenue.

The lands in the State are broadly classified into two kinds from the point of view of ownership, tenure and incidence of taxation, one being *pandaravaka* (literally belonging to the *Sirkar*) and the other *jenmom* (belonging to a *jenmi* or landlord). In both cases the rights of the ryots are fixed and secure and are governed by statutes and custom, the ryots deriving their title from the *Sirkar* or a *jenmi* as the case may be. The Proclamation dated the 21st Edavam 1040 M. E., corresponding to the 2nd June 1865 A. D., enfranchised the *Sirkar pattom* lands and declared "that the ryots holding these lands may regard them fully as private, heritable, saleable and otherwise transferable property". The Jenmi and Kudiyan Act, V of 1071, defined the law relating to the respective rights of landlord and tenant in regard to *jenmom* lands. This Act was amended in 1108 enabling the *jenmi* to receive the *jenmikaram* (his dues from the ryot) in money through the *Sirkar*. The *kudiyan* (ryot) was declared the full owner of the lands with all the rights of ownership in the same way as the holders of *Pandaravaka* lands were declared owners by the Proclamation of 1040 M. E.,

Towards the close of 1121 M. E., the Travancore Land-Tax Proclamation was promulgated by His Highness the Maharaja introducing the present basic tax system under which a low and uniform rate of tax leviable on all lands came to be substituted for the old unequal levy based on classes, tenures and productivity of lands. It came into force on 1st Chingom 1122 and according to it the basic tax was levied on all lands irrespective of their classes and tenures other than *Sripandaravaka*, *Sripadam*, *Kandukrishhi*, and *Edavaka* lands, at the rate of 4 cash per cent of land per annum. The minimum tax payable by a land holder in a *pakuthy* was fixed by Section 5 (3) of the Proclamation at 4 chuckrams per annum irrespective of the extent of the land he holds in that *pakuthy*. To exempt

any land or class of lands either wholly or partially from the provisions of this enactment, there is provision also in Section 6 (2) thereof.

The Agricultural Income Tax Act whereby tax on agricultural income beyond a certain limit was leviable became merged in the Travancore Income Tax Act, XVIII of 1121 which also came into force on 1st Chingom 1122. The tax on agricultural income during the year under report was also levied and collected by the Income Tax Department as in 1122

For the purposes of land revenue administration, the State is divided into three divisions. The general control of the department,

was with the Land Revenue Commissioner till 1116 M. E. when the post was abolished and thereafter the control was with the Government. The Statutory and administrative powers vested in him before became exercisable thereafter partly by Government and partly by the Division Peishkars and Assistant Peishkars. With a view to co-ordinate the work of the Land Revenue Department, a Commissioner for Land, Food Production and Procurement was appointed on a temporary basis during the year under report. Mr. G. N. Tampi who was appointed to the post continued to function throughout the year as the head of the department.

Each Division is composed of *Taluks* under the charge of *Tahsildars* and each *Taluk* is in turn subdivided into *pakuthies* under the charge of *Proverthicars*. These *pakuthies* constitute the unit of land revenue administration. There are now 30 *Taluks* and 422 *pakuthies*. The *Tahsildars* and the *pakuthy* officials have training in survey.

The recorded total area of the State is 4,903,520 acres. The total area under occupation at the end of the year was 2583,026 acres against 2,583,096 acres at the end of the

*Distribution
of land and
extent of culti-
vation.*

previous year. The difference noted is the area under occupation during 1123 is the net result of an increase of 2,021 acres due to *Puduvai* and other registries as also in the area due to several alterations effected

in connection with the preparation of the Basic Land Tax register, and a decrease of 2,091 acres in the area on account of acquisition of lands for public purposes and also due to changes brought about during the preparation of the Basic Land Tax register.

The average extent of land per head of population on the basis of the census of 1941 was 42.54 cents.

The total demand during the year under this head, including the balance left at the end of the previous year was Rs. 26,215 as against Rs. 58,871 in 1122. Of this, a sum of *Extraordinary* Rs. 25,359 was collected. The balance of *receipts.* Rs. 856 was pending collection at the close of the year.

The total demand under current revenue and arrears was Rs. 34.60 lakhs against Rs. 32.36 lakhs in 1122, and of this, a sum of Rs. 32.39 lakhs was collected and Rs. 19,482 *Demand,* remitted, the percentage of collection including *collection and* remission being 94.2 against 96.2 in 1122. *balance.*

The balance outstanding at the end of the year was Rs. 2.01 lakhs against Rs. 1.23 lakhs in 1122.

The number of demand notices issued during the year was 2,90,230 and the number of distraint and attachment notices issued was 2,691. The corresponding figures *Coercive Action.* for 1122 were 3,15,397 and 5,060 respectively.

The number of defaulters whose properties were sold during the year was 142 against 547 in 1122. The percentage of sales to the number of demand notices was 0.05 against 0.17 in the previous year. The average price fetched per acre was Rs. 223 in the case of wet lands and Rs. 13-7-2 in the case of dry lands against Rs. 54 and Rs. 28 respectively during 1122. *Pattadars* paid 62.2 per cent. of the *ayacut* revenue on or before the due date against 66.3 per cent. in 1122.

The number of revenue cases for disposal during the year was 3,23,274 of which 1,86,018 cases were disposed of, the percentage of disposal being 57.8 against 32.4 in *Revenue cases.* 1122. Of the cases disposed of, 180,776 related to transfer of registry, 167 to transfer of

poramboke to *tharisu*, 3,482 were under the Land Conservancy Act, 408 were *puduvai* cases, 907 were under the Land Acquisition Act, 159 were *Karampathippu* cases and the balance were miscellaneous cases.

The number of revenue appeals for disposal was 825 against 642 in 1122, and of these, 750 appeals were

Revenue Appeals. disposed of during the year.

During the year under report, there was no assignment of lands. All applications for assignment of lands were rejected in pursuance of the present policy of Government restricting assignment of lands on registry.

Registry of lands. The area of lands assigned under special rules (Cardamom rules) was 70.1 acres as against 46.26 acres in 1122.

The subjoined statement furnishes details of the extent of land fit for conversion, the area converted up to the end of 1122 and during 1123 and the balance available for conversion :—

Conversion of Dry lands into Wet lands.

| Particulars of the lands. | Area fit for conversion. | | Area converted up to the end of 1122. | | Area converted during 1123. | | Balance available for conversion. | |
|---------------------------|--------------------------|-------|---------------------------------------|-------|-----------------------------|-------|-----------------------------------|-------|
| | Acre. | Cent. | Acre. | Cent. | Acre. | Cent. | Acre. | Cent. |
| Dry lands | 24,919 | 9 | 19,265 | 16 | 1 | 17 | 5,652 | 76 |
| Tank beds | 1,627 | 38 | 1,595 | 30 | .. | .. | 32 | 8 |
| Other porambokes | 180 | 8 | 115 | 10 | .. | .. | 64 | 98 |
| Total | 26,726 | 55 | 20,975 | 56 | 1 | 17 | 5,749 | 82 |

Including the 250 cases pending at the close of the previous year, the total number of cases for disposal during the year under review was 1,114. Of these, 907 cases were

Land Acquisition Work. disposed of during the year. The total amount of land compensation for disbursement during the year under report was Rs. 18,17,618 of which a sum of Rs. 14,12,790 was paid.

The total number of public markets at the beginning of the year 1123 was 256. Seven markets were newly opened and two

Markets. markets were closed during the year, thus making a total of 261 markets at the end of the year. Of these, 75 were in the Trivandrum Division, 95 in the Quilon Division and 91 in the Kottayam Division. Of the total number of public markets 217 were combined fish and vegetable markets, 20 cattle markets, 12 fish markets, 11 vegetable markets and one meat market. A sum of Rs. 1,95,004 was secured during the year by the lease of public markets against Rs. 1,65,291 in 1122. There were 442 private markets at the end of the year as against 420 at the end of the previous year. The license fees realised amounted to Rs. 5,595 against Rs. 5,305 in 1122. The total expenditure incurred during the year on account of improvements, wages to menials etc. was Rs. 12,924 against Rs. 15,542 in 1122.

The taluks in which inspection of State Boundaries has to be conducted are Tovala, Agasteeswaram, Chirayinkil, Shencotta,

Inspection of State Boundaries. Quilon, Shertala, Vaikom, Muvattupuzha, Kunnathunad, Parur, Devicoolam and Peermade. The Tahsildars of the taluks concerned inspected either the entire length of the boundary or

a portion thereof in their respective taluks. The Division Peishkars of all the three divisions inspected parts of the State Boundary within their respective jurisdictions.

The land records maintenance staff surveyed 2,911 *porambokes* comprising an area of 1,338 acres and 8,626 *puduwal* and other sub-divisions measuring 6,404 acres

Land Records Maintenance. during the year under report, against 2,558 *porambokes* having an area of 1,058 acres and 6,825 *puduwal* and other sub-divisions measuring 4,553 acres in 1122.

Revenue Supervisors checked and inspected the field and the office work of the Accountants and refixed theodolite stations enquired into land complaints, pointed out boundaries of registered

holdings, surveyed and demarcated sub-divisions on the application of parties and inspected the sites involved in *kuthakapattam* and eviction cases. On the whole, the Revenue Supervisors verified 6,913 *porambokes*, 6,459 *puduvai* and other sub-divisions and checked 7,438 encroachments.

The Tahsildars inspected 1,806 *poramboke* numbers, 1,801 *puduvai* and other sub-divisions and 1,732 encroachments on Government lands.

There were 5,463 applications for pointing out boundaries of the registered holdings and for the demarcation and survey of sub-divisions and of these 2,410 applications were disposed of.

The Division Peishkars controlled the administration of the State treasuries in their respective jurisdictions. The Tahsildars of most of the taluks held charge of the sub-treasuries for the prescribed minimum number of days every month.

There are 370 *pakuthies* in the State where there are *jenmom* lands coming under Section 3 (1) of the Jenmi and Kudiyar Act.

The *jenmikaram* registers of all the above *pakuthies* have been completed and finally approved and the collection of *jenmikaram* in respect of all the *pakuthies* have already been assumed by Government. The total demand for the year under *Jenmikaram* was Rs. 12,77,965 of which a sum of Rs. 10,69,326 was collected and Rs. 17,055 remitted, leaving a balance of Rs. 1,91,584 at the end of the year.

The total Land Revenue receipts during the year amounted to Rs. 32,39,458 and the total expenditure of the department including that of the Survey Department was Rs. 21,47,309.

SURVEY DEPARTMENT.

*Superintendent,
Travancore Survey.*

*Mr. S. Sivaramakrishna Aiyar,
M. A.*

The main functions of the department during the year under report were the conduct of special and miscellaneous cadastral survey, the training of candidates in the *General* Central Survey School, lithography of village and other maps and verification of the State Boundary.

An extent of 1,573'80 acres of puduval lands were surveyed during the year under special cadastral survey. Computation and mapping in respect of 14'32 acres of tea and rubber lands, 128'35 acres of cardamom lands and 1931'35 acres of puduval lands were also carried out. Under miscellaneous cadastral survey an area of 3,313'18 acres of miscellaneous lands were surveyed. A distance of 1'13 miles in Kumaramperur Reserve in Pathanamthitta taluk and an area of 10'62 acres in Checkonathumala Reserve in Nedumangad taluk were also surveyed. Area computation and mapping in respect of 1,274'20 acres of miscellaneous lands were completed during the year. An extent of 155'10 acres of village sites in Azhakiapandiapuram pakuthy and an area of 41'18 acres in the Fort in the Trivandrum City were also surveyed during the year under report. Survey comprising 1,641'40 acres and theodolite survey to a length of 43'19 miles in the Erumeli Paschima Devaswom lands were conducted.

The following portions of the boundary between Travancore and the Indian Union were verified during the year :

1. A distance of 11'20 miles adjoining Mekkara, Ashanputhur and Elathur pakuthies of Shencottah taluk in connection with the repairs and renewal of survey marks.
2. A distance of 2 miles adjoining Chirayinkil taluk of the Travancore State and Anjengo of the Indian Union.

3. A distance of 8 miles adjoining Thovala taluk of Travancore State and Nanguneri taluk of the Indian Union. A distance of 49'30 miles on the Travancore Cochin boundary and the Travancore portion of the double line boundary to a distance of 71'42 miles were also verified during the year under report.

Copies of miscellaneous maps numbering 1522 and sixteen-inch maps for 72'11 sq. miles were printed during the year as against 11,635 copies of miscellaneous maps and 16 inch maps for 80'57 sq. miles printed in the previous year.

*Lithography
of maps.*

There were on the whole 4,499 field measurement sketches for checking with the department during the year under report. Of these, 4,210 were returned to the Tahsildars, 2,630 after final check and 1,580 for correction. Of the 448 reports for correction of original survey measurements that had to be disposed of during the year, 400 were returned to the Tahsildars, 333 after approval and 67 for further verification.

During the year 43 candidates (including officers and staff) were trained in Special Survey and all of them came out successful in the final examination. Forty two candidates were trained in theodolite survey conducted in two courses, of whom 39 candidates succeeded in the final examination. The number of students trained in the Central Survey School during the year was 584, out of whom 563 passed the examination. A survey school was started from 1-5-1123 at Kottayam and 122 candidates were trained, of whom 115 were successful in the examination.

Survey Training.

The total receipts and expenditure of the department for the year under report were Rs. 15,226 and Rs. 1,42,700 respectively.

*Receipts and
Expenditure.*

INCOME TAX.

*Commissioner.**Mr. A. Gunamony, M. A., M. L.*

The Income Tax Act XXIII of 1121, came into force from the beginning of the year 1122 M. E. This enactment consolidates and amends the law relating to income tax,

General.

super tax and agricultural income tax, and it has brought the Travancore law on the subject generally in conformity with the present Income Tax Act, in the Indian Dominion. Under this Act, the machinery and procedure have been made similar to those of the Indian Dominion so that it is easier for mutual adjustments and exemption. One distinguishing feature of the Travancore Act, however, is that agricultural income has been assimilated to the ordinary income for the purpose of taxation and the same machinery collects the tax both on the agricultural income and other incomes. Another important feature of the new Act is that provisions have been made for encouraging consolidation of holdings by giving concessions to people who consolidate them. The rate of tax imposed is also lower than that in the Indian Dominion. During the year under report, the Income Tax Act, 1121 was amended to provide for earned income relief.

As in the previous year, there were five Assistant Commissioners, eleven Income Tax Officers and five Additional Income

Tax Officers during the year under review. As

Administration.

the work of the Income Tax Officer, Higher Income Circle, Alleppey was very heavy a temporary Higher Income Circle was created at Kottayam during the year.

The Board of Revenue was the Chief Authority under the Income Tax Act and the Appellate Assistant Commissioners were under the direct control of the Board of Revenue. The Appellate Tribunal also functioned during the year under report.

The total number of assessments made in 1123 was 17,551 as against 9,170 in 1122. These consisted of

Assessments.

15,612 individuals, 445 Companies and 51 registered firms as against 8,740 individuals, 410 companies and 20 registered firms in 1122.

Under the Excess Profits Tax Act, 185 assessments consisting of 76 individuals and 109 companies were made during the year as against 209 assessments consisting of 106 individuals and 103 companies in 1122.

Including the arrears of Rs. 35,53,301 under Income Tax and Rs. 1,88,262 under Excess Profits Tax the aggregate demand for the year 1123 amounted to Rs. 3,01,59,867. The

Demand. demand under Income Tax was Rs. 2,84,15,915 as against Rs. 2,15,16,350 in 1122 and

Rs. 1,09,20,686 in 1121. The current demand under Income Tax during the year amounted to Rs. 2,48,62,613 as against Rs. 1,84,39,141 during 1122. There has been during the year an increase of Rs. 64,23,472 in current demand under Income Tax. The total demand under Excess Profits Tax for the year was Rs. 17,43,953 made up of Rs. 1,88,262 under arrears and Rs. 15,55,691 under current revenue. The total current demand for the year under the two heads amounted to Rs. 2,64,18,304.

The total collections for the year amounted to Rs. 1,95,50,892 consisting of Rs. 8,33,685 under arrears and Rs. 1,87,17,207 under current revenue. The corresponding figures

Collection. for the previous year were Rs. 1,99,48,267, Rs. 11,86,536 and Rs. 1,87,61,731. The

collections under Income Tax and Excess Profits Tax were Rs. 1,86,05,584 and Rs. 9,45,308 respectively. A total sum of Rs. 18,97,890 was either written off or remitted during the year as against Rs. 20,43,604 in 1122 and Rs. 7,12,084 in 1121.

The total balance pending collection at the end of the year was Rs. 87,11,085 as against Rs. 37,41,562 at the close of 1122 and Rs. 36,22,535 at the end of 1121. The

Balance. balance was made up of Rs. 80,42,840 (Rs. 15,15,613 under arrears and Rs. 65,27,227

under current revenue) under Income Tax and Rs. 6,68,244 (Rs. 38,550 under arrears and Rs. 6,29,694 under current revenue) under Excess Profits Tax.

The total amount refunded in 1122 under Income Tax and Excess Profits Tax was Rs. 16,38,903 as against *Refunds.* Rs. 10,41,948 in 1122 and Rs. 9,11,156 in 1121.

A sum of Rs. 1,00,917 was refunded during the year under section 68 of the Income Tax Act as against Rs. 58,280 in 1122 and Rs. 85,741 in 1121.

During the year under review the Appellate Assistant Commissioner Kottayam and Trivandrum had a total number of 2,648 *Appeals.* appeal cases (including 1,409 appeals filed during the year) for disposal under Income Tax. Of these 942 appeals were disposed of. The Commissioner of Income Tax had 44 Revision petitions and 4 appeals against the orders of the Inspecting Assistant Commissioner of Income Tax, Alleppey to be disposed of and of these, 27 petitions and three cases were disposed of during the year. He had also 29 appeals under Excess Profits Tax for disposal, of which 17 cases were disposed of during the year.

The total receipts under taxes on income for the year amounted to Rs. 1,95,50,892. The net receipt after *Receipts and* deducting a sum of Rs. 16,38,903 refunded *Expenditure.* during the year, was Rs. 1,79,11,989. The corresponding figures under total receipts and net receipts for 1122 were Rs. 1,99,48,267 and Rs. 1,89,06,319 while those for 1121 were Rs. 1,39,67,441 and Rs. 1,30,56,285 respectively.

The total expenditure during the year under report was Rs. 3,34,120 as against Rs. 2,22,315 in 1122 and Rs. 1,15,640 in 1121. The percentage of expenditure to revenue in 1123 works out to 1.66 as against 1.11 in 1122 and 0.79 in 1121.

EXCISE DEPARTMENT

*Commissioner.**Mr. A. S. Damodaran Asan, B. A., B. L.*

Salt Revenue.

The supervision and control of the manufacture of salt in the factories in South Travancore and the administration of salt revenue in the State rest with the Excise

Control. Department.

Salt is a Government monopoly as in the Indian Dominion and one of the primary industrial concerns of the State. The expansion of the salt industry during the last

System. few years has made the State self-sufficient.

The manufacture of salt in the factories is entrusted to licensees. These licensees, who have to deliver to Government a stipulated quantity of salt every year, are paid *kudivila* varying from $2\frac{1}{2}$ to $2\frac{3}{4}$ annas per maund on the quantities so delivered. They have themselves to construct and maintain the necessary works in the factories. Salt for consumption was sold by Government agencies in bankshalls, depots and factories except in the Deviclam Excise Division. In that Division the consumers themselves are permitted to import the salt required by them from the adjoining districts of the Madras Province.

There were 19 salt factories (*alloms*) in the State, all situated in South Travancore and they were working under the modified Excise system. The total extent of pan

Home Salt. area available for salt manufacture was 589'87 acres, of which, manufacture was carried on only in 576'04 acres during the year as in the previous year. The total quantity of salt manufactured in all the factories together increased from 1,076,618 maunds in 1122 to 1,539,134 maunds in 1123. Including the excess found at the time of storage and sale, the output during the year was 1,675,010 maunds against 1,209,823 maunds in 1122. The increase was due to favourable seasonal conditions for salt manufacture. The average yield per acre was 2,907'7 maunds against 2,082'88 maunds in 1122. The total quantity of salt borne in the accounts

including stock at the beginning of the year was 4,733,331 maunds and 6 seers against 4,914,846 maunds and 6 seers in 1122. The quantity expended during the year was 1,998,231 maunds, the closing balance being 2,740,100 maunds and 6 seers.

The following statement compares the consumption of different varieties of salt in 1122 and 1123 :

Salt consumption.

| Year. | Home salt. | Tinnevelly salt. | Total. |
|-------|------------|------------------|-----------|
| | Mds. | Mds. | Mds. |
| 1122 | 1,908,052 | 2,715 | 1,910,767 |
| 1123 | 1,605,224 | 6,302 | 1,611,526 |

The total quantity of salt consumed in 1123 does not include any quantity issued for industrial and manurial purposes. The total consumption per head of population during the year was 21.85 lbs. against 26.08 lbs. in 1122.

The Research Department of the Travancore University continued the experiments for improving the quality of salt and the manufacture of bye-products like calcium

Bye Products. sulphate, mixed salts etc.

Excise Revenue.

The Excise revenue is derived from the manufacture and sale of country liquor and from licenses for the

Sources of Revenue.

sale of toddy, country and foreign liquors from tobacco, opium and its derivatives and ganja.

The vend of arrack and toddy was conducted on the 'Independent Shop system' as in the previous year. Under this system, the privilege of vend is auctioned shop by shop and given to the highest desirable bidder. The supply of arrack is made under

Excise system.

the "contract Distillery system" by which the contractor engaged for the purpose manufactures and supplies arrack to independent shop keepers. The farming system of arrack in force in the Devicolam Taluk was terminated by the end of 1122 and the independent shop system was introduced with effect from 1st Chingom 1123. In regard to toddy, "The Independent Shop System" continued to be in operation throughout the State, except in the Taluks of Devicolam and Peermade where there is neither manufacture nor sale of toddy. Under this system, the independent shop holder enjoys the privilege of both manufacture of toddy from the trees licensed to him on payment of the prescribed tree-tax and also the sale of the same in the shops licensed to him.

The annual contracts in respect of toddy and arrack shops for 1122 having expired by the end of that year fresh contracts for 1123 were entered into from 1st Chingom 1123.

Abkari contract. The contract for the manufacture and supply of jaggery arrack to the independent shops given to Messrs. Travancore Sugars and Chemicals Ltd., was renewed for a further period of one year from the beginning of 1123. The number of toddy shops and arrack shops working during the year was 1,544.

The arrack required for the shops in all the Taluks except Devicolam was manufactured by Messrs. Travancore Sugars and Chemicals Ltd., in their distillery at Nagercoil.

Arrack. The arrack for the Devicolam taluk and coco-brandy for the State were manufactured by Messrs. Devicolam Distilleries in their distilleries at Vaikom and Pallivasal. The supply price and duty of arrack were I. Rs. 3-5-0 and I. Rs. 7 respectively per proof gallon as in the previous year. The strength of jaggery arrack and coco-brandy supplied to the licensees remained the same as in 1122 viz. 25° U. P. and 35° U. P. respectively. The spirits manufactured were subjected to chemical examination every quarter and certified to the effect that they were free from poisonous or other deleterious

substances and that they were quite fit for human consumption. The total number of arrack shops including those in the Devicolam taluk was 456.

The quantities of jaggery arrack and coco-brandy consumed during the year were 229,046 proof gallons and 7,130 proof gallons respectively as against 232,381 proof gallons and 8,161·5 proof gallons respectively in the preceding year. The average incidence of vend rent per proof gallon for the whole State was Rs. 23-24-2 against Rs. 18-26-3 in 1122. The incidence of taxation on country spirits per head of population was 25 chuckrams 11 cash against 21 chuckrams 3 cash in the previous year.

The number of toddy shops working during the year was 1,088 as against 1,089 in 1122. The average area and population per shop were 6·39 sq. miles and 5,519 inhabitants respectively.

The rates of tree-tax remained the same as in the previous year, viz. I. Rs. 2-1-0, I. Rs. 4-2-0 and I. Rs. 8-4-0 per palmyrah, cocoanut and *Choondapana* (sago palm) respectively per half year. The total amount of tree tax collected during the year was Rs. 10·46 lakhs against Rs. 10·40 lakhs in 1122. The number of trees licensed for tapping during the years 1122 and 1123 is given below :—

| Class of trees. | No. licensed. | |
|-----------------|---------------|---------|
| | 1122. | 1123. |
| Cocoanut . | 164,502 | 166,689 |
| Palmyrah . | 80,869 | 81,854 |
| Choondapana . | 50,573 | 49,600 |

As in the previous year, the contractors experienced great difficulty in commanding sufficient number of tappers.

The total quantity of all varieties of foreign liquor imported into the State in 1123 was 20,334 gallons as against 17,962 gallons in 1122 and this consisted mainly of spirits, wine, ale, beer, porter, etc. Seventy permits were issued to persons other than licensed vendors for the import of foreign liquor. The Travancore Sugars and Chemicals Ltd., manufactured a total quantity of 11,380 gallons of whisky, brandy, gin and rum during the year. A quantity of 40·5 proof gallons of locally made foreign liquor was exported to the Cochin State during the year as against 8·1 proof gallons in 1122.

*Foreign
Liquor.*

The Independent Shop System continued to be in force in regard to the vend of opium and ganja. The procedure that was adopted in the previous years to have the privilege of sale of opium and ganja auctioned separately and to grant separate licenses for opium and ganja shops was adhered to in 1123 also. The issue price of opium and ganja was the same as in the previous year viz. I. Rs. 177 and I. Rs. 70 per seer respectively.

*System of
Sale of Opium
and Ganja.*

As in 1122, there were 133 shops each of opium and ganja functioning in 1123. The quantities of opium and ganja issued for sale during the year were 2,048 seers and 7,180 seers and 40 tolas respectively, against 2,058 seers and 10·93 tolas and 7,170 seers and 63·5 tolas respectively in 1122. The average consumption per head of population during the year under report was 0·027 tolas of opium and 0·095 tolas of ganja.

*Consumption
of Opium and
Ganja.*

The tobacco revenue of the State is derived by the imposition of an import duty as well as by a system of control over sales by the issue of licenses for wholesale and retail sale of tobacco. The wholesale and retail license system for the vend of tobacco including beedi and beedi tobacco was prevalent throughout the State during the year. An import duty of I. Rs. 150 per candy was levied

*Tobacco—
System of
Supply and
Sale.*

for Coimbatore and Tinnevely tobacco during the year. The rate of import duty for Jaffna tobacco was I. Rs. 300 per candy. The fee for a license for the wholesale vend of tobacco was enhanced and fixed at I. Rs. 75. A fee of I. Rs. 15 is charged on a license for the retail vend of tobacco of the 'A' Class and I. Rs. 5 on a license for the retail vend of tobacco of the 'B' Class.

The consumption of duty paid tobacco in the State fell from 18,702 candies in 1122 to 18,523 candies in 1123. Leaving out a third of the population as children and non-chewers of tobacco, the average consumption per head of population during the year was 2·7 lbs. approximately as against 2·8 lbs. in the previous year.

*Tobacco
Consumption.*

Under exoise laws, 1198 cases were reported during the year as against 1,238 in 1122. Apart from these, 63 cases were also pending at the close of the previous year for disposal. Of the total number of cases handled by the Department during the year, 1,147 cases were charged before the Magistracy, 65 cases were disposed of departmentally and the balance of 49 cases were pending investigation at the close of the year. Including 61 cases pending with the Magistracy at the beginning of the year, 1208 cases were handled by the Magistracy during the year and of these, 1,131 cases were disposed of, 1,114 cases ending in conviction and 17 in acquittal. When the year closed, 77 cases were pending with the Magistracy.

Customs Revenue.

The State's right to levy customs duties is governed by the Commercial Treaty of 1040 M. E. (1865 A. D.) called the Interportal Trade Convention. Though the obligations under the Interportal Convention were terminated with the lapse of paramountcy on the 15th August 1947, the Travancore Government have entered into a stand-still agreement with the Indian Dominion in pursuance of which the existing customs policy is being continued.

Import Duty.

The main commodities of dutiable imports by land under the convention are snuff, cigars, cigarettes, beedies and beedi leaves and tobacco. Imports through sea customs are mainly ale, beer and other liquors, wine, cement, chemicals and apparatus, iron and steel and other metals, textile products, etc. The total receipts under imports during 1123 was Rs. 24.48 lakhs as against Rs. 22.86 lakhs in 1122.

In regard to exports, the State is free to levy duty on any commodity. Under the Interportal Convention, however, the rate of duty on tariff valuation shall not

Export Duty. exceed 5 per cent. on all ordinary exports, 10 per cent. on timber and Rs. 15 a candy on pepper and arecanut. The main commodities of export through land and sea customs houses were, arecanuts, cocoanuts, coir, copra, cocoanut oil, cocoanut *punnac*, ginger, pepper, tea, cardamom, rubber, prawn and hides.

The total export duty collected during the year was Rs. 64.73 lakhs against Rs. 53.98 lakhs in 1122. As in the previous years, the bulk of the export duty was realised from the commodities produced from the cocoanut palm. The amount realised by the export of such commodities was Rs. 34.75 lakhs or 53.6 per cent. of the total revenue under exports.

The levy of excise duty on matches effected by the Travancore Government along with the Government of India and some of the Indian States was continued in 1123

Duty on Matches. also. The pooling system followed in previous years was adopted.

During the year under review, there were 38 match factories including 13 splints and veneers factories. Of these, 24 match factories were manufacturing matches on a cottage industry basis.

The restriction placed on the export of splints and veneers was removed during the year under report.

The total receipts under duty on matches in 1123 deducting refunds in the form of rebate allowed to cottage type of match factories amounted to Rs. 5·89 lakhs against Rs. 10·72 lakhs in 1122. The amount received from the Government of India as contribution from the pool was Rs. 2 lakhs against Rs. 5 lakhs in the previous year. The excise duty on matches realised in the State deducting refunds was Rs. 3·85 lakhs against Rs. 5·70 lakhs in 1122. An amount of Rs. 3,400 was realised as license fees.

Consequent on the decontrol of sugar by the Government of India the control on sugar was withdrawn in *Sugar Control*. the State also, during the year under review.

The restrictions imposed on the export of garlic, cattle, sheep, poultry etc., were removed during the year. The excise duty imposed on betel nuts, coffee and tea in *Miscellaneous*. 1120 under the Travancore Betelnuts, Coffee and Tea (Excise Duties) (Emergency) Act 1120 (Act IX of 1120) continued to be levied during 1123 also. Towards the middle of the year under review, the excise duty on betelnuts was abolished and that on coffee and tea was raised to 2 annas 6 pies and 3 annas 9 pies per pound respectively. Subsequently the duty on coffee and tea was reduced to 1 anna 6 pies and 2 annas 9 pies per pound respectively. The period of operation of Act IX of 1120 was extended up to the 29th Makaram 1124.

The levy of excise duty on kerosene at the rate of four annas six pies per imperial gallon was continued during the year.

The following statement compares the receipts and expenditure of the department for 1122 and 1123 :—

*Receipts and
Expenditure.*

| Heads. | Receipts. | | Expenditure. | |
|---|-------------|-------------|--------------|-----------|
| | 1122 | 1128 | 1122 | 1128 |
| | Rs. | Rs. | Rs. | Rs. |
| I. Salt | 19,66,782 | 6,38,861 | 2,43,734 | 2,07,329 |
| II. Excise | | | | |
| 1. Abkari | 1,67,23,957 | 2,07,65,108 | ... | .. |
| 2. Tobacco | 36,14,296 | 37,54,100 | ... | .. |
| Total of Excise | 2,03,38,253 | 2,45,19,208 | 10,31,030 | 13,58,682 |
| III. Customs | 97,96,715 | 1,21,69,509 | 2,33,550 | 2,94,057 |
| IV. Matches | 10,71,771 | 5,88,807 | .. | .. |
| V. Kerosene | ... | ... | .. | .. |
| VI. Betelnuts, Coffee and Tea | 22,05,058 | 25,85,109 | 1,86,163 | 1,33,291 |
| VII. Duty on Tyre & Warehouse license fee | 6,049 | 5,223 | .. | .. |
| Total | 3,53,84,827 | 4,05,06,217 | 16,94,477 | 19,98,359 |

FOREST REVENUE.

Conservator.

Mr. P. Velayudhan Nair, (In charge from 1-1-1123 to 31-9-1123).

Rao Bahadur T. V. Venkiteswara Aiyar, M. A. (from 1-10-1123, till the end of the year).

Government have laid it down as their definite policy that the denudation of forests and the wholesale registration and fragmentation of forest areas should be rigorously checked. In recent years there has been a phenomenal rise in the demand for teak, black-wood and various kinds of soft wood from Travancore for industrial purposes. While every attempt is made by the Government to meet the demands to the fullest possible extent, systematic

action is taken at the same time to conserve judiciously the existing resources and to regenerate the available forests.

The area of reserved forests remained the same as in the previous year, viz. 2,405 sq. miles and 560 acres. There was no change in the area of reserved lands and proposed fuel and fodder reserves during the year, these being 76 sq. miles and 64 acres, and 404 acres respectively. Eight proposed regular reserves, and two fuel and fodder reserves pending settlement at the end of the previous year continued as such till the close of the year under review. 269.15 miles of forest boundary and 344.00 acres of forest lands were surveyed as against 193.15 miles and 141 acres respectively in the previous year. A total length of 1538.95 miles of demarcated forest boundary was recleared during the year under report.

The scheme for leasing out suitable swampy and dry areas from reserve forest for cultivation of food crops was continued during the year under report. A total extent of 15,601 acres of forest lands consisting of wet, dry and reed areas, was leased out during 1123 for cultivation, out of which an extent of 12,090 acres was brought under cultivation during the year.

Forest exploitation is regulated by certain working plans and schemes, so as to bring all important forests under systematic management to ensure continuity of treatment and orderly and economic working on an organised basis which will also ensure forest regeneration. Out of a total area of 2,405 sq. miles and 560 acres of reserved forests there are sanctioned working plans for an area of 1,072 sq. miles and 353 acres. Revised working plans and schemes are being taken up by Divisions for the entire area.

During the year under report, 1,208 cases of breaches of forest laws were detected as against 1,364 in the year 1122. Including the 800 cases pending disposal at the close of the previous year, there were 2,008 cases for disposal. Of these, 348 cases were disposed of by the Magistracy, 670 cases

compounded and 18 cases withdrawn. Out of the cases disposed of by the Magistracy, 337 ended in conviction and 11 in acquittal. A sum of Rs. 24,635 was realised by the department by way of compensation as against Rs. 26,463 in the previous year.

There were three outbreaks of fire over 55 acres of teak plantations in Malayattur, 49 acres of reserved forests in the Southern Division and eight acres of teak plantations in the Central Division. But the attack was of a very light nature causing slight damage to the tree growth.

Grazing in the Government forests is regulated by special rules issued in that behalf. An extent of 2,215 sq. miles and 161 acres was kept open for grazing and a revenue of Rs. 36,514 was realised thereby during the year.

Regulation of Grazing.

Natural regeneration of valuable species of forest growth was quite normal during the year. The area under teak plantation at the commencement of the year was 20,673 acres. During the year under report, an area of 777 acres was added thereto and 64 acres excluded therefrom. The average cost of planting per acre was Rs. 3 as against Rs. 4 in the previous year. The revenue realised during the year from the teak plantations by the sale of logs and saplings amounted to Rs. 10.48 lakhs as against Rs. 5.50 lakhs in 1122. The condition of teak plantations in general was satisfactory.

Sylviculture.

The area under principal plantations other than teak at the end of the year was as follows :—

| Name of plantation. | Area in acres at the end of the year. |
|---------------------|---------------------------------------|
| Rubber | 157.47 |
| Red Gum | 137.78 |
| Cashewnut | 629.98 |
| Casuarina | 108.00 |

An area of 20 acres in the Muvattupuzha Division, an area of 10 acres in the High Ranges and an area of 182 acres in the Southern Division were planted with junglewood during the year. An extent of 362.07 acres was brought under mixed plantation. The cultivation of pyrethrum, cinchona, mahagony, sandal, lao and beedi leaves continued to receive the attention of the department.

As in the past, the extraction of timber from the forests was entrusted mostly on contract basis except in the High Ranges where timbers were extracted under the *mel-labhom* system. The quantity of timber extracted and removed from forests during the year was 2,571,597 c. ft. against 1,990,828 c. ft. in the previous year. Of the timber extracted, royalties formed 689,856 c. ft. and junglewood 1,881,741 c. ft. Including the stock at the commencement of the year, the quantity of timber available for disposal was 4,148,768 c. ft., of which 2,027,744 c. ft. were disposed of during the year. The balance stock at the end of the year consisted of 846,529 c. ft. of royalties and 1,274,495 c. ft. of junglewood. The receipts from the sale of royalties and junglewood amounted to Rs. 73.63 lakhs against Rs. 78.99 lakhs in 1122.

Firewood, charcoal, cardamom, sandal, bamboos and ivory are among the most important items of minor forest produce. The receipts from the disposal of minor forest produce during the year amounted to Rs. 4.21 lakhs. Articles such as reeds, rattans, honey, wax, rubber, etc. were also sources of revenue from the forest.

At the beginning of the year under report, the department owned 21 elephants (12 tuskers and 9 cows). During the year 14 elephants (8 tuskers and 6 cows) were captured, of which one tuskier was a calf elephant. Of the total number of 35 elephants, one tuskier was presented to *Mathilakom* in connection with *Murajapam*, one cow elephant presented to Thiruvarettukavu

temple, Attingal, one cow elephant sold and one tusker calf sent to the Zoo. During the year, two tuskers died. Thus at the close of the year, the department was in possession of 29 elephants of which 16 were tuskers and 13 cows.

In order to encourage the preservation of wild life in the State and to check its indiscriminate destruction, a Game Sanctuary was established at Nellikampatty Isthmus in the Periyar lake. There are various animals and birds in the Sanctuary, of which mention may be made of the elephant, the Indian bison or gaur, the Sambur, the mouse deer, the ibex, the tiger, the panther and the bear. The Game Association at Peermade helped the Department to regulate hunting, to prevent poaching and other forest offences and to introduce new and varied species of animals and birds from other countries. Distinguished guests including His Excellency the Governor-General of India, His Excellency the Governor of Madras and many other eminent persons visited the sanctuary and appreciated the work done by the department in this behalf.

The net receipts of the department during the year amounted to Rs. 80.59 lakhs. The expenditure of the department rose from Rs. 28.36 lakhs in 1122 to Rs. 31.98 lakhs, during the year under report.

*Receipts and
Expenditure.*

Stamps.

The administrative control of the Stamps Department continued to be vested in the Financial Secretary to Government as Ex-officio Superintendent of Stamps. There are two institutions in the department, viz., the Stamp Manufactory where stamps, stamp papers etc., are printed and the Central Stamp Depot where the printed stamp papers, stamps etc., are stocked for issue to the various treasuries in the State. These institutions are under two separate officers, the former under a Superintendent and the latter under the Divisional Treasury Officer, Trivandrum functioning as the officer in charge.

General.

The following statement exhibits the volume of the stamp printing work done during the last three years :—
Manufacture of
Stamps.

| Sl. No. | Description. | Numbers printed during | | |
|---------|---------------------------------|------------------------|------------|------------|
| | | 1121. | 1122. | 1123. |
| 1 | General Stamps | 528,780 | 561,036 | 952,590 |
| 2 | One anna revenue receipt stamps | 2,820,880 | 1,800,000 | 2,880,000 |
| 3 | Foreign Bill stamps | 6,096 | 48,000 | 24,000 |
| 4 | Private documents embossed | 52,095 | 33,146 | 15,455 |
| 5 | Medical revenue stamps | 161,000 | .. | 50,400 |
| 6 | Court fee stamps | 122,844 | 180,373 | 174,640 |
| 7 | Court fee labels | 1,984,000 | 4,140,000 | 2,910,000 |
| 8 | Copying papers (ordinary) | 1,286,494 | 999,648 | 908,521 |
| 9 | Copying papers (service) | 58,000 | 119,146 | 14,000 |
| 10 | Anchal stamps | 13,776,096 | 10,344,000 | 18,815,888 |
| 11 | Anchal covers | 7,518,255 | 8,307,325 | 10,162,924 |
| 12 | Anchal cards | 4,131,176 | 5,798,416 | 5,878,432 |
| 13 | Service anchal cards and stamps | 5,159,072 | 4,786,400 | 7,880,800 |
| 14 | Vendors agreement | 498 | 300 | .. |
| 15 | Hundi stamps | 30,250 | 9,000 | 4,120 |
| 16 | Share transfer stamps | 44,976 | 148,560 | 76,800 |
| 17 | Insurance adhesive stamps | 336,000 | .. | .. |
| | Total | 87,966,512 | 37,275,350 | 50,748,570 |

The value of stamps, stamp papers etc. printed during the year amounted to Rs. 58.73 lakhs as against Rs. 64.40 lakhs in 1122.

The value of stamps etc., issued from the Central Stamp Depot was Rs. 48.62 lakhs as against Rs. 51.88 lakhs in 1122. The value of stamps etc., in stock on 1-1-1123 in the Stamp Manufactory and the Central Stamp Depot together, the value of stamps etc., printed during the year, the value of stamps etc., issued during the year and the value of stamps etc., in stock at the end of the year are given below :—

| | <i>Rs. (in lakhs.)</i> |
|--|------------------------|
| Value of stamps etc. in stock on 1-1-1123 | 64.66 |
| Value of stamps etc. manufactured in 1123 | 58.73 |
| Value of stamps received in the Central Stamp Depot from branch depots | 0.03 |

Total 123.42

Rs.(in lakhs.)

Value of stamps issued from the Central Stamp

| | | |
|-------|-----------------------------|--------------|
| Depot | | 48.62 |
| Do. | converted | 7.00 |
| Do. | destroyed during 1123 | 1.16 |
| | Total | 56.78 |
| Do. | in stock at the end of 1123 | 66.64 |

The receipts and expenditure of the Department during the
Receipts and last three years are noted below : —
Expenditure.

| Particulars. | 1121 | 1122 | 1123 |
|-----------------------------|-----------|-----------|-----------|
| | Rs. | Rs. | Rs. |
| Gross Receipts | 3,824,758 | 4,280,949 | 4,085,977 |
| Deduct—Refunds | 82,051 | 79,810 | 83,130 |
| Net Receipts | 3,742,707 | 4,201,139 | 4,002,847 |
| Expenditure | 2,54,755 | 1,92,871 | 2,26,799 |
| Deduct— Share debitable to— | | | |
| (i) Anchal Department | 84,770 | 95,568 | 113,391 |
| (ii) Medical Department | 42 | .. | 58 |
| Net Expenditure | 1,69,943 | 97,303 | 1,13,850 |

CHAPTER V.

JUSTICE AND CRIME.

| | | |
|-----------------------|--------------------|--|
| <i>Chief Justice,</i> | <i>High Court.</i> | <i>Rajyasevapravina T. M. Krishna- swami Aiyar, B. A., B. L. (from 1-1-1123 to 17-1-1123).</i> |
| ... | ... | <i>Rajyasevapravina U. Padmanabha Kukillaya, B. A., B. L. (from 18-1-1123 till the end of the year).</i> |
| <i>Judge,</i> | <i>High Court.</i> | <i>Mr. K. Sankarasubba Aiyar, B. A., B. L.</i> |
| ... | ... | <i>Mr. K. C. Abraham, B. A., B. L.</i> |
| ... | ... | <i>Mr. Puthupally S. Krishna Pillai, B. A., B. L.</i> |
| ... | ... | <i>Mr. P. Habeeb Mohamed, M. A., B. L.</i> |
| ... | ... | <i>Mr. K. Sankaran, B. A., B. L. (from 11-9-1123 till the end of the year).</i> |
| ... | ... | <i>Mr. K. S. Govinda Pillai, B. A., B. L.</i> |
| ... | ... | <i>Mr. P. I. Simon, B. A., B. L., (from 1-1-1123 to 10-9-1123).</i> |

The Judicial administration of the State rests with the High Court except in the matter of offences committed by European British Subjects for which there is special procedure prescribed by Law. The High Court is the highest civil and criminal court in the land and has the power of adjudication over suits of the highest value and criminal cases of the most serious nature. Decisions in some important civil and criminal case, such as decrees in suits to the value of five thousand rupees and

*Judicial
System.*

above and capital and life sentences, are subject to confirmation by the Ruler, application for which is transmitted through the Dewan (now through the Prime Minister), such confirmation being a matter of course. Until 1894, there was a "Royal Court of Final Appeal" corresponding, more or less, to the judicial committee of the Privy Council in England. This Court has since been abolished, but the functions of such a committee are to some extent exercised by a Full Bench of the High Courts which, when so acting, passes judgments in the form of advice to the Ruler. Below the High Court are the District and Sessions Courts and below them are the Courts of the Munsiffs and the Village Panchayat Courts for the trial of civil cases and the Courts of the Magistrates including benches of Honorary Magistrates for the trial of criminal cases. Munsiff's Courts and Village Panchayat Courts have only original jurisdiction; and generally speaking, the jurisdiction of the Munsiff extends up to suits to the value of two thousand rupees, and that of the Village Panchayat Courts up to fifty rupees. Suits tried by the Village Panchayat Courts are of a small cause nature and the decisions are not subject to appeal, although the District Courts have the power to revise them to a limited extent. Munsiffs also try some classes of suits as small cause suits, the decisions being subject only to revision by the High Court. The decisions of the Munsiffs in other suits are subject to regular appeals which lie either to the High Court or to the District Court according as the value of the suit is above one thousand rupees or not. For the administration of criminal justice, there are below the Sessions Courts, Magistrates of three classes, some of whom are honorary. The chief Magistrate of a district is the District Magistrate who is a Magistrate of the first class and under him are other Magistrates of the first class and those of the second and third classes. The latter have only original jurisdiction while Magistrates of the first class, including District Magistrates, have original as well as appellate jurisdiction. The appellate authority over Magistrates of the second and third classes is the District Magistrate and, if specially authorised, any other First Class Magistrate. The appellate authority over First Class Magistrate including the District Magistrates, is

the Sessions Court. District and certain First Class Magistrates are Land Revenue Officers as well but except in a few cases where the Tahsildars are empowered to exercise magisterial functions in their respective taluks, all magistrates of the second or third class and some of the First Class Magistrates are magistrates exclusively and have no revenue functions. The stipendiary magistrates are mostly graduates-in-law. The criminal judiciary in the State in respect of offences committed by European British subjects consists of special Magistrates and a special Appellate Judge appointed under Sign Manual by virtue of certain Proclamations. Special Magistrates exercise original jurisdiction; and the special Appellate Judge exercises appellate and revisional powers over them. None of them can, however, award any punishment higher than imprisonment extending up to three months or fine up to one thousand rupees or both. If, in the opinion of the Special Magistrate taking cognisance of a case, the offence is one that cannot be tried by him or be adequately punished by him, he has to commit the offender for trial to the High Court of Madras.

The entire judiciary is recruited from the ranks of duly qualified members of the service or the bar. Judges of the High

Recruitment. Court are appointed by His Highness the Maharaja and they are ordinarily selected from among the District Judges or leading members of the bar. District Judges are appointed by Government in consultation with the High Court. Munsiffs are likewise appointed

Security of Service. by Government on the recommendation of the High Court. District Judges and Munsiffs are removable for misconduct only after a

formal enquiry by a commission duly appointed by the High Court, with the sanction of His Highness the Maharaja. The Judges and Munsiffs are without exception graduates-in-law or barristers-at-law. The courts are free from interference on the part of the executive authorities. Suits against Government are a common feature; and they have always regarded the decisions as binding on them, the courts being authorised by law to issue execution against Government.

The penalty of death (except for certain offences against the State) was abolished in Travancore by His Highness the Maharaja by a Proclamation dated the 26th Thulam 1120.

Abolition of Capital Punishment.

Criminal Justice.

There were 79 courts functioning in the State during the year under report consisting of the High Court, seven Sessions Courts, nine Additional Sessions Courts, three District Magistrate's Courts, twenty-two First Class Magistrate's Courts, 24 Second Class Magistrate's Courts, five First Class Bench Magistrate's Courts and eight Second Class Bench Magistrate's Courts.

Tribunals.

Crimes.

The total number of offences reported during the year was 31,543, against 29,559 in 1122 and the number of cases returned as true was 31,490 against 29,510 in the previous year. The percentage of true to reported cases was the same as that of the previous year *viz.* 99·83. The percentage of offences under the Penal Code to the total number of offences fell from 39·73 in 1122 to 35·69, while that of offences under special and local laws rose from 60·27 in 1122 to 64·31. The total number of cases rejected *in limine* rose from 48 to 53.

Offences.

Out of 72,973 persons brought to trial during the year, 17,428 or 23·88 per cent. were convicted against 25·99 per cent. in the previous year. The percentage of persons convicted to the total population of the State was 0·29 against 0·26 in 1122.

The number of women involved in the cases for disposal during the year under report was 5,839 against 5,984 in 1122 and they formed 6·44 per cent. of the total number of accused persons against 7·81 per cent. in the previous year. Of these, 607 persons or 10·40 per cent. of the total number of women involved, were convicted during the year, the corresponding percentage for 1122 being 24·30.

Women Offenders.

Five boys were brought to trial during the year, of whom two were convicted. Of the two boys convicted, one was sent to the Reformatory School and the other to a certified school for one year.

Juvenile Offenders.

Including the one prosecution pending disposal at the end of 1122, there were 10 prosecutions against public servants, two instituted by the orders of Departmental heads and the remaining eight by private individuals, pending disposal during the year as against seven in 1122. Of these, nine were disposed of and one was pending at the end of the year.

Public Servants Proceeded Against.

Magistrate's Courts.

The total number of cases for disposal in the Magistrate's Courts rose from 36,642 in 1122 to 43,532 and the number of persons involved in such cases rose from 76,127 to 89,951. Of these, 30,041 cases involving 53,211 persons were disposed of in 1123 against 26,927 cases involving 48,544 persons in the previous year. The pendency of cases at the end of 1123 was 13,491 affecting 36,740 persons.

Original Work.

The number of cases for disposal in the Bench Magistrate's Courts rose from 10,086 in 1122 to 11,854 in 1123. The disposal also rose from 8,567 to 9,391 cases. The average time taken for the disposal of a case from the beginning of the trial was 29 days as against 21 days in the preceding year.

Bench Magistrate's Courts.

There were 31,678 cases for disposal during the year in the Stipendiary Magistrate's Courts against 26,556 cases in 1122. The number of cases disposed of rose from 18,410 in 1122 to 20,650 during the year under report. The average duration of a case from the commencement to the close of the enquiry and trial was 79 days in respect of preliminary enquiries and 43 days for trials.

Stipendiary Magistrate's Courts.

The number of appeals for disposal and that disposed of in the Magistrate's Courts exercising appellate jurisdiction were 414 and 237 respectively, the corresponding figures in 1122 being 425 and 217. The average duration of appeals rose from 51 days in 1122 to 59 days in 1123. The following statement shows the results of appeals disposed of in 1122 and 1123 :—

| Results. | 1122 | | 1123 | |
|---|------|------------|------|------------|
| | No. | Percentage | No. | Percentage |
| Finding and sentence confirmed | 91 | 41·94 | 92 | 38·82 |
| Conviction altered and sentence confirmed | ... | ... | 2 | 0·84 |
| Conviction upheld but sentence reduced | 7 | 3·22 | 14 | 5·90 |
| Conviction and sentence altered | 19 | 8·76 | 11 | 4·64 |
| Conviction quashed and acquittal ordered | 63 | 29·03 | 92 | 38·82 |
| Conviction quashed and retrial ordered | 8 | 3·69 | 13 | 5·49 |
| Otherwise disposed of | 29 | 13·86 | 13 | 5·49 |
| Total. | 217 | 100·00 | 237 | 100·00 |

Ten applications for revision under Section 362 of the Criminal Procedure Code were filed, of which nine were disposed of during the year under report. 7981 Calendars were received during the year. The total for disposal, including the 20 calendars pending at the end of 1122 was 8,001, of which 7,792 were disposed of leaving 209 calendars at the end of the year.

Sessions Courts.

The total number of cases for disposal in the Sessions Courts during the year under report was 224 involving 654 persons against 238 cases involving 468 persons in 1122. The number of disposals fell from 224 in 1122 to 206 in 1123. The average period

taken for the disposal of sessions cases from the date of receipt of the records was 20 days against 22 days in 1122 while the period from the beginning of the trial to its end was 17 days against 15 days in 1122.

The number of persons convicted in 1123 by the Sessions Courts was 177 forming 29.16 per cent. of the total number involved, as against 175 persons forming 40.14 per cent. in the preceding year.

During the year, the number of appeals for disposal in the Sessions Courts fell from 565 in 1122 to 350 and the number disposed of also fell from 443 to *Appellate work.* 237. The average duration of appeals was 92 days against 95 days in 1122. The finding and sentences of superior magistrates were confirmed in 31.65 per cent. of the appeals disposed of while in 12.66 per cent. of the cases, the findings and sentences were altered. Retrial was ordered in 5.06 per cent. of the cases and acquittal in reversal of conviction was ordered in 33.44 per cent. of the cases.

High Court.

There were 30 referred trials involving 55 persons for disposal during the year. Of these, 23 cases involving 26 persons were disposed of. The average duration of a referred trial was 116 days as against 131 days in 1122. Rigorous imprisonment for life was confirmed in the case of 15 persons; conviction altered to one of less heinous offence and lighter punishment awarded in the case of five persons; conviction quashed and acquittal ordered in the case of four persons. The number of persons defended at Sirkar cost on account of poverty was 11 as against 17 in 1122.

The total number of appeals for disposal was 230 against 243 in the previous year and the number disposed of was 159 against 176 in 1122. The average duration of an *Appeals.* appeal was 160 days as against 161 days in 1122. The number of appeals defended at the

cost of Government was 31 against 46 in the previous year. The subjoined statement shows the results of appeals disposed of in the years 1122 and 1123 M. E.

| | | 1122. | | 1123. | | |
|-----------------------------|----------------------------|---|-------------|-------|-------------|-------|
| | | No. | Percentage. | No. | Percentage. | |
| Appeals against conviction. | Confirmed. | (a) Abated by death of appellant . | 1 | 0·57 | 1 | 0·63 |
| | | (b) Interference declined . | 63 | 85·79 | 91 | 57·23 |
| | Modified. | (c) Conviction altered and sentence confirmed . | ... | ... | .. | .. |
| | | (d) Sentence altered with or without altering conviction . | 26 | 14·77 | 24 | 15·09 |
| | | (e) Appeal rejected but sentence enhanced in revision or appeal by Government . | ... | ... | ... | ... |
| | Reversed. | (f) Conviction quashed and acquittal ordered . | 45 | 25·57 | 29 | 18·24 |
| | | (g) Conviction quashed and re-trial ordered. . | 3 | 1·70 | ... | 7... |
| | | (h) Royal clemency exercised . | 2 | 1·14 | ... | ... |
| | | (i) Included in the list of long pendency cases . | ... | ... | ... | ... |
| | Appeals against acquittal. | 1. Interference declined . | 25 | 14·20 | 2 | 1·26 |
| | | 2. Acquittal set aside and conviction entered . | 7 | 3·98 | 3 | 1·89 |
| | | 3. Acquittal set aside and re-trial ordered . | ... | ... | 1 | 0·63 |
| | | 4. 'Abated' by death of respondent . | 1 | 0·57 | .. | .. |
| | | 5. Otherwise disposed of . | 11 | 0·57 | ... | .. |
| | | 6. Sentence enhanced . | 2 | 1·14 | 8 | 5·03 |

The total number of cases for revision during the year was 781 of which 467 were disposed of, the corresponding figures for the previous year being 948 and 607. The percentage of cases in which the sentences or order was confirmed, modified or quashed were 63.78, 35.56 and 32.66 respectively against 65.52, 6.03 and 28.45 respectively in the previous year.

The total number of calendars for disposal during the year was 324 against 1348 in 1122. All of them except only two were disposed of. Including the five applications pending at the close of the year 1122, there were 39 applications for transfer of cases from one court to another, for disposal during the year. Of these, 21 applications were disposed of, allowing six applications, the corresponding figures for 1122 being 54 and 20 respectively. The number of applications for bail fell from 236 in 1122 to 221 in 1123. All the bail applications were disposed of, 185 being allowed and the rest rejected.

The District Magistrates inspected almost all the subordinate Magistrates' Courts within their respective jurisdictions. The High Court conducted surprise inspections of five criminal courts during the year under report.

Extradition.

The number of persons extradited to the Indian Union and the Cochin State during the year under report was 27 and the number of persons surrendered to this State from the Indian Union and the Cochin State was 15.

Civil Justice.

The number of courts exercising civil jurisdiction was 87, comprising the High Court, seven District Courts, four Second Judge's Courts, five Temporary Second Judge's Courts, 38 District Munsiff's Courts, three Temporary Munsiff's Courts, seven Additional Temporary Munsiff's Courts and 22 Village Panchayat Courts.

The volume of litigation in the years 1122 and 1123 is shown in the following statement :—

Civil Litigation.

| Name of Courts. | Original Litigation. | | | | | | Appeals (including 1st and 2nd appeals, cross-objections and appeals from orders. | |
|---------------------------|----------------------|-------|--------|--------|-------|--------|---|-------|
| | 1122 | | | 1123 | | | 1122 | 1123 |
| | O. S. | C. S. | Total. | O. S. | C. S. | Total. | | |
| Village Panchayat Courts. | .. | 1,823 | 1,823 | .. | 2,230 | 2,230 | .. | .. |
| Munsiff's Courts | 23,438 | 5,807 | 29,245 | 22,365 | 6,875 | 28,740 | .. | .. |
| District Courts | 1,857 | 15 | 1,872 | 1,323 | 48 | 1,371 | 5,132 | 5,022 |
| High Court | .. | .. | .. | .. | .. | .. | 1,781 | 1,667 |
| Total | 24,793 | 7,645 | 32,438 | 23,688 | 8,653 | 32,341 | 6,913 | 6,689 |

Compared to the previous year there has been a decrease in the volume of litigation during the year under report by 321 suits or 0.82 per cent. The number of original suits including small causes and the number of appeal suits fell by 97 suits or 0.30 per cent. and 224 appeals or 3.24 per cent. respectively.

The aggregate value of suits filed during the year was Rs. 2.11 crores against Rs. 1.91 crores in 1122, the average value of a suit being Rs. 652 as against Rs. 590 in the previous year.

Original Litigation.

The number of suits for disposal by the Village Panchayat Courts rose from 2,617 in 1122 to 3,128 in 1123. The number of suits disposed of also rose from 1,942 to 2,592, leaving a balance of 536 cases at the close of the year as against 675 at the end of the previous year. The average duration of a contested suit was 153 days and that of an uncontested suit 49 days as against 190 days and 51 days respectively in 1122.

There was a rise in the total number of suits for disposal in the Munsiff's Courts from 73,801 in 1122 to 75,777 during the year under review. The total number of disposals was 29,745. The total disposal of suits during the year was in excess of the actual institution by 1,005 suits. The average duration of contested original suits excluding small causes rose from 751 days in 1122 to 816 days in 1123 and that of uncontested suits fell from 204 days to 202 days. There were 46,032 suits pending in the Munsiff's Courts at the end of 1123, of which 577 were suits in which proceedings were stayed under the provisions of the Soldiers Litigation Act.

The number of suits for disposal in the District Courts rose from 4,323 in 1122 to 4,766 in 1123, of which 983 were disposed of, against 1,076 in the previous year. The number of contested suits disposed of fell from 670 in 1122 to 526 during the year under report and formed 55.90 per cent. of the total disposal of original suits against 65.24 per cent. in the previous year.

The average duration of contested and uncontested original suits including small causes in the District Courts was 1,077 days and 189 days respectively as against 1186 days and 233 days respectively in the previous year. The total pendency at the end of the year was 3,783 suits against 3,247 suits in 1122.

Two original petitions were filed during the year in the High Court. Including the one Original Petition pending disposal at the end of 1122, there were three Original *High Court*. Petitions for disposal of which two were disposed of. Two of the six Original Suits pending disposal at the end of 1122 were also disposed of during the year.

The subjoined statement shows the number of applications for execution of decrees for disposal, the number disposed of and the balance pending at the close of the years 1122 and 1123.

| Name of Court. | Number for disposal. | | Number disposed of. | | Balance pending at the close of the year. | |
|----------------------------|----------------------|--------|---------------------|--------|---|--------|
| | 1122 | 1123 | 1122 | 1123 | 1122 | 1123 |
| Village Panchayat Courts . | 2,304 | 2,129 | 1,944 | 1,778 | 360 | 351 |
| Munsiff's Courts . | 69,393 | 62,545 | 40,067 | 33,690 | 29,326 | 28,855 |
| District Courts . | 4,120 | 3,906 | 1,789 | 1,714 | 2,331 | 2,192 |
| Total . | 75,817 | 68,580 | 43,800 | 37,182 | 32,017 | 31,398 |

The percentage of petitions in which full satisfaction was obtained to the total disposal was 21·76 and that of the petitions in which partial satisfaction was obtained was 13·88 as against 21·69 and 11·84 in 1122. The number of petitions found wholly infructuous was 21,752 or 58·50 per cent. of the total disposal against 26,477 or 60·45 per cent. in the previous year.

In the District Courts the average duration of petitions for execution of decrees in original suits and small causes was 280 days and 121 days respectively as against 257 days and 129 days respectively in the previous year. In the Munsiff's Courts the average duration of such petitions was 145 days in original suits and 75 days in small causes the corresponding figures for the previous year being 140 and 81. The average duration in the Village Panchayat Courts was 43 days as against 29 days in 1122.

The total number of petitions for disposal under the Debt Relief Act was 2,557. Of these, 414 petitions were disposed of, of which 313 were contested.

Appellate Jurisdiction.

During the year under report, the total number of appeals including cross-objections and miscellaneous appeals for disposal rose from 9,856 in 1122 to 10,452. The number disposed of fell from 4,582 to 4343. The average duration of contested and uncontested regular appeals was 362 days and 100 days respectively, against 248 days and 78 days in 1122.

The total pendency of regular appeals rose from 4,201 suits in 1122 to 4,908 suits at the end of the year under review, of which 19 were of more than five years, 590 between two and five years and 1,295 between one and two years duration.

The number of appeals for disposal fell from 3,904 in 1122 to 3,352 during the year under report. The number of appeals disposed of fell from 1,836 in 1122 to 1,729. The percentage of the number of appeals disposed of to the total number for disposal was 51.58 against 47.03 in 1122.

The number of appeals disposed of on the merits fell from 1,769 in 1122 to 1,612 and formed 93.23 per cent. of the total disposal as against 96.35 per cent. in the previous year. The average duration of a first appeal was 519 days and of a second appeal 427 days against 606 days and 545 days respectively in 1122. The number of appeals pending at the end of the year was 1,623 as against 2,068 at the close of the previous year. There were 271 cross-objections and 613 miscellaneous appeals for disposal during the year, the corresponding figures for the previous year being 343 and 613 respectively. Of these, 145 cross-objections and 396 miscellaneous appeals were disposed of during the year against 156 and 314 in the previous year. The pendency of cross-objections and miscellaneous appeals at the end of the year

showed a fall from 187 and 299 respectively in 1122 to 126 and 217 in 1123. There were 244 applications for review of judgments for disposal as against 203 in the previous year and 171 applications were disposed of during the year.

There were, during the year one Full Bench Sitting of five Judges, 31 of three Judges, 475 Division Bench Sittings and 168 Single Bench Sittings. Judges' meetings were held on 19 occasions for the disposal of departmental matters.

The percentage of appeals against the decrees of Munsiffs to the number of contested original suits disposed of by them rose from 31·56 in 1122 to 32·03 in 1123. The *Quality of work of the Courts.* percentage of appeals against the decrees passed by District and Second Judges in contested original suits rose from 33·13 in 1122 to 35·17 and that of appeals against appellate decrees of District and Second Judges fell from 23·23 to 21·73. The percentage of confirmations and modifications of Munsiff's decrees fell from 55·00 and 15·14 respectively in 1122 to 54·83 and 14·65, while the percentage of reversals rose from 29·86 in 1122 to 30·52. With respect to the original work of the District and Second Judges the percentage of confirmations rose from 49·13 in 1122 to 53·49 while that of modifications and reversals fell from 24·09 and 26·78 to 22·79 and 23·72 respectively. As regards the appellate work of the District and Second Judges, the percentage of confirmations fell from 67·83 in 1122 to 63·80 in 1123 while that of modifications and reversals rose from 10·22 and 21·95 to 11·29 and 24·91 respectively. Of the decrees of Munsiff's modified and reversed by the District and Second Judges, the High Court in second appeal restored the decisions of Munsiff's in 73 cases against 59 in the previous year thereby raising the percentage of confirmations of Munsiff's decrees from 56·86 to 57·28. The District and Second Judges in disposing of appeals remanded 470 suits for trial and decision *de novo* and in 3 appeals revised findings were called for from the Munsiff's Courts.

The number of suits in the District Courts to which Government was a party was 519 against 518 in 1122 and the number of appeals in the High Court was 127 against 199

Government in the previous year. The disposals in the
suits and Appeals. District Courts and High Court were 115 and 63 respectively against 119 and 93 in the

previous year. During the year under report, 56·52 per cent. of the suits in the District Courts and 52·38 per cent. of appeals in the High Court were decreed in favour of Government as against 44·54 per cent. and 62·37 per cent. respectively in 1122.

CHAPTER VI.

THE LEGISLATURE

As mentioned in Chapter II, the Travancore Legislative Reforms Act of 1108 was repealed by the Travancore Constitution Act XII of 1122. The Legislature was also dissolved in the year 1122. During the year under report, under Section 12 of the Travancore Interim Constitution Act of 1123 (VI of 1123) it was provided that the Representative Body elected under the provisions of the Royal Proclamation dated the 19th Chingom 1123 shall function as the Legislative Assembly during the period the above-mentioned Act is in force.

A general election was held in February 1948. The lists of adults prepared under the provisions of the Travancore Registration of Adults Act, XV of 1122, formed the

The general basis of the electoral Register for the elections *Election — Repre-* to the Representative Body. The total number of electors to the Representative Body *sentative Body.* according to the final electoral roll was 2,953,986. The Representative Body Electoral Rules provided for eighty constituencies having 120 seats. Of the 120 seats, 80 were General seats and 40 seats were reserved for various minority communities. In a constituency in which reservation of a seat or seats was provided, every elector in the constituency had one vote for every reserved seat in such constituency which he could give in favour of any one candidate belonging to the respective community for which such seat was reserved, and he had also an additional vote which he could give in favour of any one candidate belonging to any community for which no seat was reserved.

Of the 120 members, 58 were returned unopposed and there was necessity for poll only in respect of the remaining 62 seats

distributed over 42 constituencies. Except in two or three constituencies in which the contest was nominal, there was heavy polling in all the constituencies; the percentage of votes polled to the strength of the electors in each constituency varied from 58 to 84. The highest percentage *viz.*, 84.2 was polled in the Ambalapuzha I Constituency.

The Representative Body met as the Legislative Assembly for the first time on the 2nd June 1948 (20th Edavom 1123).

Meetings. The Session lasted for four days, of which three days were devoted to the transaction of official business and one day to non-official business. The Second Session *viz.*, the Budget Session which commenced on the 2nd August 1948 (18th Karkatagom 1123) lasted for 14 days, of which official business was transacted on thirteen days and non-official business on one day.

During the year under report, the following nine Acts and *Enactments.* four Proclamations were enacted.

ACTS.

1. The Travancore Income Tax (Amendment) Act.
2. The Travancore Jenmi & Kudiyan (Amendment) Act.
3. The Travancore Civil Procedure Code (Amendment) Act.
4. The Travancore Hindu Religious Endowments Administration Repealing Act.
5. The Travancore Hindu Religious Endowments (Amendment) Act.
6. The Travancore Interim Constitution Act.
7. The Travancore Prohibition Act.
8. The Travancore University (Amendment) Act.
9. The Travancore Income Tax (Amendment) Act.

PROCLAMATIONS.

1. Proclamation dated 19-1-1123 regarding the establishment of Responsible Government in Travancore.
2. Proclamation dated 4-3-1123 regarding extradition between Travancore and Cochin.

3. Proclamation dated 10-8-1123 amending Royal Succession and other matters.
4. Proclamation dated 10-8-1123 amending Devaswom Proclamation dated 18-6-1122.

Of the nine Acts, the first six were promulgated direct by His Highness the Maharaja and the others were passed through the Legislature.

Eleven Government Bills which were introduced in the first Session of the Legislative Assembly were referred to Select Committees for consideration and report. During the Second Session, five Government Bills were introduced and passed by the Assembly. A motion for leave to introduce a private Bill viz., the Prevention of corruption Bill was not pressed as the Government agreed to sponsor an official Bill on the subject. The Budget for 1124 was presented to the Assembly on the 18th Karkadagom 1123/2nd August 1948 by the Minister for Finance. There was a general discussion of the Budget for three days, after which the voting of Demands for grants lasted seven days. All the Demands were passed without any modification. During the year, six hundred and eighty six questions were answered in the Assembly. Two resolutions and two adjournment motions were moved in the Assembly and all of them were withdrawn after discussion on the assurance given on behalf of the Government that the matters dealt with in them would receive the sympathetic consideration of Government. Besides these, motions were passed by the House fixing the salaries and allowances payable to the Ministers, the President and the Deputy President of the Representative Body and the allowance to the members. Six members were elected by the House to represent the State in the Constituent Assembly of India.

CHAPTER VII

PROTECTION.

Police.

Inspector-General.

*H. Keene Esq., C. I. E.,
(from 1-1-1123 to 8-9-1123 A. N.)
Mr V. Sivasankara Pillai, B. A.
& B. L. (from 9-9-1123 F. N.
to 32-12-1123).*

The strength of the permanent police force at the end of the year under report was 3,626 officers and men as against 3,176 in the previous year. The strength of the temporary force was increased from 1,282 in 1122

Strength of the Police Force. to 1,667 in 1123, which after the increase, consisted of two District Superintendents of Police,

11 Assistant Superintendents of Police, 27 Inspectors, 36 Sub-Inspectors, 256 Head Constables and 1,335 Constables.

The strength of the women police was 21 consisting of one Head Constable and 20 Constables. The services of the women police were made use of in various parts of the State in providing guards and escorts to women prisoners and searching women accused. During festivals the women police were employed in protecting women and children in the crowds. They were posted for *bandobust* duties during the visits to the State of distinguished personages with their families from outside.

The standard of efficiency of the police force was high and discipline was well maintained. The percentage of officers and men who were departmentally punished to the

Discipline. actual strength was 18 as in the previous year.

The number of men dismissed and discharged from the force was 72 as against 55 in 1122.

During the year under report, a sum of Rs. 3,000 was spent on rewards to 433 officers and men of the

Rewards. department and 108 private individuals, as against Rs. 1,459 in the previous year.

The health of the Force showed considerable improvement as compared with the previous year. The percentage of admission into hospitals and of absence from duty due to sickness was 5.28 and 0.30 respectively as against 4.9 and 0.32 respectively in the previous year. Successful anti-malarial measures were adopted in the Malarial areas. All officers and men in the permanent force were literate and of these 60 per cent. were literate in English against 57 per cent. in the previous year. At the beginning of the year there were 96 recruits in the Central Recruits School. During the year 299 recruits were newly admitted. Of these 132 completed their training during the year.

A comparative statement showing the number of grave crimes reported during the years 1122 and 1123 is given below:—

| | | 1122. | 1123. |
|--------------------------|-----|-------|-------|
| Murder | ... | 146 | 173 |
| Culpable homicide | ... | 1 | 5 |
| Dacoity | ... | 28 | 27 |
| Robbery | ... | 167 | 135 |
| House-breaking and theft | ... | 544 | 639 |
| Cattle theft | ... | 90 | 66 |
| Theft | ... | 1053 | 833 |
| Total | | 2029 | 1878 |

No case arising out of communal tension was reported during the year.

There was no case of counterfeiting currency notes or forgery during the year under review.

*Counterfeiting
coins and currency
Notes.*

There was a decrease in the percentage of detection of cognisable crimes, the percentage being 71 as against 92 in the previous year. The decrease was due to the fact that attention of the Police was diverted towards political agitation, communist activities etc. The total number of cases prosecuted by the prosecution staff rose from 2,842 in 1122 to

*Detection and
Prevention of
Crimes.*

3,246 in 1123 of which 383 cases ended in conviction. Two thousand four hundred and thirty nine cases were pending trial at the end of the year against 2105 cases pending at the end of 1122. There were four cases of escapes from custody, but all the escapees were recaptured. The police officers who were responsible for the escapes were punished departmentally.

The number of habitual criminals at large at the beginning of the year was 630 and the number brought under watch by fresh registration and release from Jail was 93.

Habitual Criminals. Apart from the 45 criminals who were removed from the registers on account of deaths, infirmity etc., the number of bad characters on the last day of the year under report was 587 as against 644 in the previous year.

The Criminal Intelligence Bureau worked in co-operation with the Intelligence Bureaux of the neighbouring districts and States in the collection and dissemination of information regarding crime and criminals. All matters relating to crime were dealt with by the Bureau and first information reports and case diaries of important cases were scrutinised and timely suggestions given to the investigating officers. Special care was taken to the application of scientific methods in the investigation of crimes. The photographer attached to the Bureau took several photographs of finger prints, car accidents, unidentified dead bodies and miscellaneous objects.

The number of finger print slips on record at the beginning of the year under report was 29,924 and the number received for record during the year was 745 as against 912

Finger Print Bureau. in the previous year. One thousand eight hundred and forty four finger prints were received for search as against 1,638 in 1122. At the end of the year there were 30,669 finger prints on record after the elimination of 982 prints during the year.

The following statement shows the number of motor vehicles registered during the years 1122 and 1123 :—

*Registration
of Motor Vehicles.*

| <i>Types of motor vehicles.</i> | | 1122. | 1123. |
|---------------------------------|-----|-------|-------|
| Cars | ... | 593 | 653 |
| Stage Carriages | ... | 252 | 159 |
| Goods vehicles | . | 550 | 243 |
| Motor cycles | ... | 133 | 95 |
| Ambulance Van | . | ... | 4 |
| Total .. | | 1,528 | 1,154 |

The order with-holding the issue of fresh permits temporarily consequent on the formation of the Road Census Committee was the main reason for the decrease in the number of vehicles registered in 1123.

Out of the total number of 1,154 motor vehicles registered in 1123 fresh permits were issued for 215 vehicles as against 407 in 1122. One thousand and ninety-three fresh

*Public Convey- licenses to drive motor vehicles and 2,606
ances, Licenses learners' licenses were issued as against 2,473
and Badges. and 1,080 respectively in the previous year.*

Besides, 6,048 licenses were renewed and reissued during 1123. Driver's badges were issued to 843 persons during the year as against 3,052 in 1122. The total number of conductor's pass books issued during the year was 916 as against 1,408 in the previous year.

During the year under report, there were 542 cases of accidents caused by motor vehicles against 298 in the previous year. Of these, 100 were serious, causing *Motor Accidents.* either death or injury to human beings.

Special precautions were taken for the control of vehicular and pedestrian traffic on the trunk roads in the Trivandrum City and in all important towns.

The amount of tax actually collected in 1123 M. E. under the Vehicle Taxation Act was Rs. 17,65,674-21-2.

Taxation of Vehicles.

Under the Hackney Carriages Act, 1,099 carriages were registered during 1123 as against 1,083 in 1122. The number of persons to whom licenses were issued to drive such carriages was 914 against 1,041 in the previous year.

No prosecution was instituted during the year under the Cinematograph Act. The number of films censored and the fees realised during the year under report were 517 and Rs. 3,565-5-8 respectively as against 338 and Rs. 2,133-6-0 respectively in the previous year.

The total receipts of the Police Department in 1123 amounted to Rs. 19,91,339 against Rs. 18,58,289 in 1122. The expenditure during the year was Rs. 33,84,887 against Rs. 28,82,865 in 1122.

ARMY.

General Officer Commanding. Major General V. N. Parameswaran Pillai, O. B. E. (from 1-1-1123 to 24-8-1123 and from 9-10-1123 to 32-12-1123).

Brigadier W. E. H. Talbot, O. B. E. (from 25-8-1123 to 18-9-1123).

Colonel J. R. H. Tweed, D. S. O., M. B. E., M. C., (in charge from 19-9-1123 to 8-10-1123)

The Travancore State Forces consist of His Highness the Maharaja's Body Guard, four Infantry Units, the State Forces Artillery, the Travancore Training Centre, the Sudharsan Guards, the Wireless Section and the State Forces Band. The Fourth

General.

Infantry was ordered to be kept in abeyance in Chingom 1123 but was again raised in Karkatagom 1123. To ensure greater efficiency of the Units and to facilitate their collective training and attainment of higher standard for field service, the three Infantry Battalions and the Wireless Section were grouped under a H. Q. Infantry Brigade formed in Vrischigom 1123. The Officer Commanding this Brigade was detailed to tour and inspect places of tactical and strategic importance throughout the State and to bring up the internal Security Schemes for defence purposes on up-to-date lines.

During the year under report, three hundred and seventy six men were newly recruited. The strength of the Army at the end of the year 1123 is given below :—

| | 1123. |
|--|-------|
| His Highness the Maharaja's Body Guard | 123 |
| State Forces Artillery | 54 |
| 1st Travancore Infantry | 754 |
| 2nd do. do. | 742 |
| 3rd do. do. | 774 |
| 4th do. do. | 137 |
| Travancore Training Centre | 513 |
| Sudharsan Guards | 703 |
| Wireless Section | 74 |
| State Forces Band | 69 |
| Army Training School | 35 |
| H. Q. Infantry Brigade | 11 |
| Total | 3989 |

During the year 85 men were discharged, 13 invalided, seven pensioned and four dismissed.

Company training and collective training were carried out at various outstations and an Internal Defence Exercise was also conducted. Police officers and District Magistrates also participated in these exercises.

Training.

Several T. E. W. T. Schemes were conducted. Cadres in weapon training, Field Craft Inst. training, Sniper

training etc., were also conducted under the State Forces arrangements. Ten Officers, seven JCOs. and 12 ORs. attended courses outside the State.

The general health of the State Forces continued to be satisfactory. The average percentage of sick to
General Health. strength during the year under report was 1·9 as against 1·82 in 1122.

In May 1918 the 1st Travancore Infantry moved outside the State. It took part in a number of ceremonial parades at Madras and was highly commended for the excellent
Miscellaneous. turnout and bearing of the troops. The 2nd Travancore Infantry was employed in North Travancore on internal security duties for the first few months. The 3rd Infantry moved to Kalamassery in Edappally during the year for training in internal security duties. A Review and a colour presentation parade was held during the year in connection with the visit of Their Excellencies the Governor-General of India and Countess Mountbatten of Burma to the State Forces.

During the year under report, the receipts and expenditure of the Travancore State Forces amounted to
Receipts and Rs. 21,321 and Rs. 48,30,390 respectively.
Expenditure.

Arms and Ammunition.

The number of licenses issued during the year under report for the import of firearms, cartridges, detonators, dynamites etc., was 91. Arms and ammunition were brought into the State by 91 licensees, either for personal use or for trade. Export licenses numbering 39 were issued for arms, ammunition etc. Five licenses were granted for the manufacture of arms, ammunition or military stores, and the licenses granted for their sale number 124. The total number of licenses issued for possessing arms and ammunition and for going armed in the State was 2,438 and the amount of fees levied amounted to Rs. 6,611. Under the Explosives Act XIII of 1116, fifty licenses were issued. No licenses were issued during the year for shooting under the Peermade Game Association Rules and under the Forest Act.

JAILS.

The Central Prison.

*Superintendent.**Mr. R. Gangadharan, B. A.**(from 1-1-1123 to 16-4-1123).**Mr. V. S. Ganesa Pillai,**B. A. & B. L.**(from 20-4-1123 to 9-9-1123).**Mr. M. M. George, B.A. & B. L.**(from 10-9-1123 till the end of
the year).*

The following statement shows the number of prisoners
under different classes in 1123 : —

Strength.

| Class of prisoners. | Strength at the beginning of 1123. | Admitted during 1123 | Discharged during 1123. | Strength at the end of 1123. |
|---------------------|---|----------------------------|-------------------------------|------------------------------------|
| Convicted | 685 | 787 | 1081 | 441 |
| Under-trial | 35 | 208 | 109 | 184 |
| Civil debtors | 2 | 14 | 15 | 1 |
| Total | 722 | 1009 | 1155 | 576 |

During the year under report, the total number of convicted prisoners admitted consisted of 776 males and 11 females. Of the 776 males, 598 were convicted for offences under the Penal Code and 178 under other laws. All the female prisoners were convicted under the Penal Code. Of the males, 528 were Hindus, 59 Mahomedans, 185 Christians and four belonging to other classes; 10 were above sixty years of age, 71 between forty-one and sixty years, 692 between sixteen and forty years and three of fifteen years of age. The number of illiterates was 257 against 331 in 1122. Of the female convicts, seven were Hindus and four

Christians ; one was between forty one and sixty years of age and 10 were between sixteen and forty years of age. The majority of the female prisoners were illiterates. During the year under report, 18 prisoners were sentenced to rigorous imprisonment for life against 13 in the previous year. Five hundred and fifty one prisoners including six females were sentenced to varying terms of rigorous imprisonment, 96 prisoners including five females were sentenced to varying terms of simple imprisonment and 23 persons were kept in the prison as detenus. One hundred and fifty five habitual prisoners were admitted during the year as against 175 in 1122. Of these, 67 prisoners were convicted once previously, 37 twice and 51 more than twice. One hundred and fourteen prisoners were released on remission, the maximum remission earned being 11 months and one day.

The number of punishments inflicted for breaches of jail discipline was 161 as against 116 in the previous year.

Discipline.

During the year under report, the building for the school for the education of youthful offenders was completed and a full-time teacher appointed. The prisoners attending school were given instruction in reading, writing and arithmetic.

Education of
Convicts.

The total number of prisoners admitted and treated in the Central Prison Hospital was five as against 18 in 1122. There was one death in 1123 as against four in the previous year. Of the 1031 prisoners discharged during the year, 73.23 per cent. gained weight, 9.41 per cent. lost weight while 17.36 per cent. kept steady.

Health and
Mortality.

The Advisory Board constituted to consider the premature release of well-conducted prisoners met only once in 1123.

Of the 55 cases placed before the Board for consideration, 45 were recommended for release, and all of them were released with the sanction of Government.

On an average, about 30 prisoners were employed in cooking, sweeping, gardening, washing, masonry work, road maintenance etc., and about 100 prisoners were employed in the Prison Press as compositors, binders, mechanics, smiths, counters and stereo-typers. In the manufactory, about 135 prisoners were engaged as weavers, leather workers, carpenters and smiths. Ten prisoners were engaged in the oardboard making industry.

The average dieting charge per head during the year under report was Rs. 238-0-14. The hospital charges came to Rs. 16-26-15 and clothing and bedding charges amounted to Rs. 20-21-13 during the year under review. The average cost of maintaining an individual prisoner was Rs. 726-22-9 during the year, against Rs. 569-24-9 in 1122.

The following statement shows the receipts and expenditure of the Central Prison during the year 1123.

*Receipts and
Expenditure.*

| Particulars. | | 1123. |
|--------------|----------------------|----------|
| | | Rs. |
| Receipts | Jail Manufacture | 89,673 |
| | Central Prison Press | 37,646 |
| | Miscellaneous | 5,529 |
| Total | | 1,32,848 |
| Expenditure | | 4,53,528 |

Lock-ups.

Persons sentenced by the Criminal Courts in the mofussil to imprisonment for a month or for a lesser period are confined in the Station lock-ups, while those sentenced to longer terms by such courts and those sentenced for imprisonment for any term by the criminal courts at Trivandrum are sent to the Central Prison. The number of prisoners confined in Station lock-ups during 1123 was 5,827 against 5,855 in 1122.

REGISTRATION.

Director.

Mr. V. S. Arumukhom Pillai,
B. A., B. L.

(from 1-1-1123 to 17-11-1123).

The number of District Registrars' offices and the permanent Sub-Registrars' offices remained the same as in the previous years *viz.*, 3 and 80 respectively. The sixteen temporary Sub-Registry offices were continued during the year under report also.

*Registry
Offices.*

The number of documents presented for registration during the year was 5,10,203 as against 5,11,123 in 1122. Including the 25 documents pending registration at the commencement of the year the total number of documents dealt with during the year was 5,10,228 of which 5,10,156 documents were registered, 34 documents were refused registration and six returned unregistered at the request of the parties. The remaining thirty two documents were pending registration at the close of the year under report.

*Number of
Documents Re-
gistered.*

The aggregate value of the transactions rose from Rs. 24·03 crores in 1122 to Rs. 26·88 crores in 1123, the percentage of increase being 10·60. The value of registrations affecting immovable property rose from Rs. 23·39 crores to Rs. 26·34 crores while that of movable property fell from Rs. 68·90 lakhs to Rs. 54·20 lakhs in 1122. The average value of a document was Rs. 527 as against Rs. 472 in the previous year.

*Value of
Transactions.*

The number of registrations affecting immovable property was 4,94,804 or 96·99 per cent. of the total registrations, against 4,95,586 or 96·9 per cent. in the preceding year. Mortgages and sales constituted 41·8 per cent. and 23·1 per cent. respectively of the total registrations as against 37·4 and 25 per cent. respectively during 1122. The total area of land alienated by agriculturists in favour of non-agriculturists under sales and mortgages during 1123 was 21,851 acres and 40,774 acres respectively against 18,406 acres and 33,089 acres respectively in the previous year. The number of transactions of value below Rs. 100 was 1,61,265 or 31·6 per cent. against 1,60,674 or 31·4 per cent. in the previous year.

The number of registrations relating to the movable property was 13,706 or 2·7 per cent. of the total registrations against 13,966 or 2·6 per cent. in 1122. Money bonds formed 12·16 per cent., sales 7·06 per cent. and miscellaneous transactions 80·78 per cent. against 11·56 per cent., 8·04 per cent. and 80·4 per cent. respectively in 1122.

Two marriages were registered during the year under review, under the Travancore Kshatriya Act.

The number of wills registered during the year under report was 1,646 against 1,571 in 1122. Sealed covers containing wills deposited with the District Registrars number 71 against 57 in the previous year.

The number of chitties registered during 1123 was 1,273 against 1,452 in the previous year. Since the passing of the Chitties Act, III of 1094 M. E., a total number of 21,609 chitties have been registered and the aggregate capital amounted to Rs. 86·83 lakhs. During the year under report, four prosecutions were instituted by the department for offences under Chitties Act. The two Chitty Inspectors and two Chitty Auditors appointed in 1122 continued during the year under report also.

The receipts and expenditure of the department were Rs. 16,93,256 and Rs. 7,84,752 respectively

Receipts and during the year 1123.
Expenditure.

Weights and Measures.

The receipts from fees realised under Weights and Measures Act during the year amounted to Rs. 9740-9-0. The expenditure incurred during the year was Rs. 1329-12-4.

CHAPTER VIII.

PRODUCTION AND INDUSTRY.

Season and Rainfall.

During the year under review, the rainfall for Kottayam was greater than that for 1122, for Quilon and Trivandrum it was less than that for 1122. The average rainfall for the year for the State was 107·06" against 111·38" for the previous year. The Divisional averages for Kottayam, Quilon and Trivandrum were 148·14", 116·65" and 56·09" respectively against 142·78", 121·89" and 69·46" respectively in the previous year. Reports of heavy rainfall exceeding 3 inches from different Stations numbered 96 against 82 in the previous year. The heaviest rainfall recorded in the State for the year was 11·20" at the Peermade Taluk office on 1-1-1123.

AGRICULTURE.

Director.

Mr. T. C. Kochummi Pillai, B. Ag.
(In independent charge).

The Department of Agriculture was organised in 1083 M. E. (1908 A. D.). The State is divided into three agricultural divisions, *viz.*, the Southern, the Central and

General.

the Northern, which are further sub-divided into ranges and sections, each section constituting the unit of administration in respect of agricultural propaganda. Each division is placed under a Divisional Agricultural Officer who is entrusted with the work of planning, guiding and controlling all agricultural experiments, demonstration and propaganda in the division.

During the year, the weather conditions were generally not quite favourable for crops. Continuous drought prevailed for over six months in the year. The South-West monsoon, though late, had beneficial effects. Labour, though available, was costly everywhere. The price of paddy and rice which were controlled articles went up considerably

*General Agri-
cultural Condi-
tions.*

as a result of the high cost that had to be paid for imports from foreign countries. The price of pepper steadily went up and towards the end of the year it reached the peak point of Rs. 1,358 per candy. Copra and cocoanut oil did not fetch as much value as in the previous year.

The scheme for the investigation of the diseases of the cocoanut palm and the possible methods of combating them continued to be in operation. During the year *Plant Pathology- Research.* under report, the scheme was amalgamated with the Central Research Station at Kayamkulam and brought under the direct control of the Indian Central Cocoanut Committee. Root and leaf diseases were observed in some seedlings in the Experimental Station at Kayamkulam. Inoculations of the roots of five-year old seedlings and of adventitious roots forced to grow from healthy adult trees were continued. The manurial and cultural experiments conducted at the experimental station at Kayamkulam and Oachira were continued.

The paddy breeding stations at Moncompu and Adoor were continued during the year. A quantity of 15,609 paras of selected paddy seeds from the Nagercoil Farm, 2443 lbs. of seeds from the paddy breeding station at Moncompu and 322.2 paras of seeds from the station at Adoor were distributed for multiplication to reliable cultivators.

The village project scheme was terminated towards the beginning of the year under review.

Fourteen Municipalities in the State participated in the work of composting town refuse and night soil into manure. A total quantity of 5,322 tons of manure was produced *Preparation of Compost Manure.* during the year, out of which 5,047 tons were sold to the ryots. An amount of Rs. 19,455 was awarded during the year as bonus for 3,891 tons of compost manure sold during the previous year.

Government have been exploring all possible avenues for increasing the local output of paddy by providing all facilities for intensive cultivation and making available

Paddy Crop for cultivation additional areas of forest lands.
and Food Pro- Large quantities of organic and chemical
duction Drive. manures were imported and distributed to the cultivators at a subsidised rate. Manurial demonstrations were conducted on ryot's lands in thirty five centres in different parts of the State. Different varieties of manure to the value of over Rs. 29 lakhs were purchased and stocked. A quantity of 8,586 tons worth about Rs. 16 lakhs was sold to ryots through agency depots at concessional rates during the year.

About fifty tons of steel and iron materials were sold to ryots for agricultural purposes such as erecting cattle sheds, fabrication of implements, etc. Sixty five pump sets for lift irrigation were got down for sale to the ryots on hire purchase system. The Central Seed Store started at Trivandrum for popularising the cultivation of vegetables continued to function during the year under report. A quantity of 18,786 packets of different varieties of vegetable seeds was distributed at a nominal price of one chuckram per packet. As a result of the propaganda carried on by the departmental officers, an area of about 3,063 acres of fallow lands was brought under cultivation of food crops. More than seventy five thousand acres of punja lands which were usually cultivated in alternate years were brought under annual cultivation.

Indigenous varieties of sugar cane have been practically replaced by exotic ones imported from outside and tried at the sugar cane Farm at Alwaye. Experiments
Sugar cane. conducted in the farm for the past ten years enabled the selection of five varieties suited

to local soil and climatic conditions of which three were finally selected. 20,550 sets of prominent imported varieties of cane were sold to cultivators as against 65,250 in 1122.

Experiments on the technique of dry farming and the methods of improving the yield therefrom were continued to be conducted at the farms at Aramboly and Perurkada. Cotton cultivation in the Mahendragiri continued to progress satisfactorily till the close of the year when the scheme was wound up. A quantity of 25,000 lbs. of cotton was so far produced and sold. Trial crops of wheat, ragi, soyabeans, potatoes, garlic, etc., were raised successfully during the year in the Fruit Farm at Vattavada in the High Ranges.

The Fruit Farm at Cape Comorin continued to raise grafts and layerings of fruit trees for sale to the public as in previous years. During the year under report, vegetables such as tomatoes, pumpkin, cucumber, etc., were raised and the produce sent to the Central Seed Store, Trivandrum for sale. Under the scheme for the extension of grape vine cultivation only 35 homesteads were provided with grape vines against 101 in the preceding year.

Under the scheme for the cultivation of cloves, experiments were conducted in accordance with the approved programme in the Black Rock Estate, Nagercoil and in the Clove area, Pepper Farm, Konni. Combined mulberry nurseries and Grainages were opened at five stations each under the charge of a Sericulture Inspector assisted by three Demonstrators. The Sericulture Farm at Pangode produced 159½ lbs. of cocoons which yielded seven pounds of silk yarn.

During the year under report, many plantain trees, infected with Bunchy Top disease were destroyed at the instruction of the Departmental Officers and insecticides were freely distributed for dusting the plants. The quarantine station at Neriamangalam started with a view to prevent the spread of plant pest known as *Icerva Purchasi* was continued during the year under review. The departmental officers successfully combated the *Nephantis* pest on cocoanut trees in

the coastal area between Neendakara and Thottappally and the rice swarming caterpillar that appeared in Kuttanad during punja. 'Gammexane' insecticide was sold at concessional rates to interested gardeners.

The Agricultural Schools at Kottarakara and Konni continued to function satisfactorily during the year under report.

Agricultural Education. Out of fourteen candidates who appeared for the final examination in the school at Kottarakara, twelve came out successful. A fresh batch of twenty two students was admitted for training to the school in Edavom and 21 students were on the rolls at the end of the year.

In further implementation of the Live-stock Development Scheme two Live-stock Development Officers were appointed with Headquarters at Mavelikara and *Cattle Breeding.* Muvattupuzha. Under the scheme twelve Scindhi seed bulls were maintained in the Trivandrum City including the five bulls under the Milk Recording Scheme. These bulls served 659 cows during the year. Stud bulls were also maintained in various Veterinary Hospitals in the State. Grants of Rs. 50 each were awarded to owners of 26 stud bulls and four buffaloes during the year and these animals were inspected periodically by Veterinary Officers. In order to facilitate improvement of livestock 1,283 scrub bulls were castrated.

Veterinary aid was made available to all classes of people, particularly to the agriculturists. Veterinary Officers paid special attention to the control of infectious *Veterinary aid.* diseases. During the year, there were only 55 outbreaks of contagious diseases as against 107 in the preceding year, and prompt action was taken to check the spread of infection. During the year, 38,717 animals were treated in the Veterinary institutions in the State including the 260 cases which remained under treatment at the end of 1122. Nine hundred and fifty two castrations and 2,484 surgical operations were performed. The Veterinary Officers conducted the

periodical inspection of the elephants belonging to Government and private individuals.

The receipts and expenditure of the department during the *Receipts and* year under report were Rs. 37,809 and *Expenditure.* Rs. 5,54,280 respectively.

INDUSTRIES DEPARTMENT.

Director of Industries.

*Mr. H. Parameswaran, M. A.,
Ph. D., F. Inst. P.*

Mr. K. N. Madhava Panicker continued to be in charge of the factory during the year. A total quantity of 3,334 tons of clay was produced as against 3,068 tons in the *Ceramic Fac-* previous year. There was great demand for *tory, Kundara.* this clay from different Paper Mills and Pottery Industries. All types of ceramic wares from ordinary firebricks to high class electrical procelain were manufactured. The value of manufactured articles sold during the year amounted to Rs. 6.87 lakhs as against Rs. 7.35 lakhs in 1122. A net profit of Rs. 1.27 lakhs was earned by the Factory.

Production of red clay pottery continued at Changanacherry and Mavelikara successfully throughout the year.

The factory continued to be under the management of a Government Director. During the year under report, the Factory had a record production and disposal of the *The Travan-* products in spite of the unsatisfactory supply of *core Plywood* raw materials, like timber and casein. A total *Industries Ltd.,* quantity of 1,550,000 sq. feet of plywood was *Punalur.* manufactured during the year. Materials worth of Rs. 7.01 lakhs were sold and the factory had a net profit of Rs. 2.38 lakhs.

The Travancore Rubber Works continued to be under the management of Sir Chinnubai Madhowlal Ranchodlal, Baronet of Ahmedabad, in partnership with the Govern-

The Travancore Rubber Works, Trivandrum.

ment. On an average, 134 workmen were employed in the factory on contract and piece-work basis. The total value of goods produced during the year was estimated at Rs. 4,23,000 and the total sales of Rs. 5,75,000.

Articles like ground sheets, para sheetings, ebonite sheets and rods, gharry tyres, erasers, rubber tubings, etc., were manufactured.

The Punalur Paper Mills worked throughout the year and a total quantity of 4,000 tons of paper was manufactured as against 3,609 tons in 1122. Paper for printing

The Punalur Paper Mills.

and writing purposes was manufactured and every effort was made to meet the growing demand in spite of inadequacy of essential raw

materials and difficulties in transport.

The Sugar Factory at Thuckalai continued to work under the management of the Travancore Sugars and Chemicals Ltd. The year under report was the eleventh year of its

Sugar Manufacture.

working by the Company. When the price of sugar was decontrolled, the management was able to procure a quantity of 1863 tons of

jaggery from Tinnevely District and Palghat. Owing to a serious defect in the boiler, the factory had to stop work and it is expected to resume work towards the beginning of the next year.

The Sales Depot functioned as an agency for the advertisement and sale of the industrial products of the State and distribution of some of the controlled raw materials,

The Government Sales Depot, Trivandrum.

such as caustic soda and hydrosulphite of soda for various cottage industries. The total sales during the year amounted to Rs. 8,461-18-3 against Rs. 13,686-0-9 in 1122,

The Travancore Ogale Glass Manufacturing Co., Ltd., Alwaye, continued to work throughout the year. Articles such as bottles, chimneys, tumblers etc., were manufactured to the value of about Rs. 4.5 lakhs. Glass tiles of the standard Mangalore pattern was a new addition during the year. High prices of raw materials such as soda ash, fuel etc., retarded, to some extent, the progress of the factory.

During the year under report, the factory produced the following chemicals :—

The Fertilisers and Chemicals, Travancore Ltd.

| | | |
|-------------------|-----|---------------|
| Ammonia | ... | 5,645.38 tons |
| Ammonium sulphate | ... | 17,482.2 tons |
| Sulphuric Acid | ... | 12,921.5 tons |
| Super phosphate | ... | 1,014.16 tons |

The Ammonium sulphate plant is capable of producing on an average over 80 tons of sulphate and 33 tons of super-phosphate per day. The present super-phosphate plant is capable of handling only 40 to 45 tons per day. Erection of a new super-phosphate plant which will be able to produce 100 tons a day is going on. The factory will produce Rayon grade caustic soda mainly for the use of the Travancore Rayons and for meeting the demand in the State. The erection of the plant is expected to commence as soon as the equipments arrive.

Operations at the Aluminium Reduction Works at Alupuram, Alwaye continued satisfactorily during the year under review. The total output for the year was 1,995 tons against 1,930 tons during 1122.

Indian Aluminium Co., Ltd., Alwaye.

Manufacture of Potassium Chlorate continued during the year under report. There was a good demand for the product

The Travancore Chemical and Manufacturing Co., Ltd., Kundara.

from the match factories in and outside the State. The Factory was not able to work for more than nine months during the year for want of raw materials. A total quantity of 70 tons of chlorate of potash to the value of Rs. 1,60,200 was produced during the year and the total sales amounted to Rs. 2,20,949.

The Vanchinad Matches and Industries Ltd., continued to work satisfactorily during the year. The quality of the matches was maintained at a high level. The total value of matches produced during the year amounted to Rs. 13.75 lakhs as against Rs. 12.58 lakhs in 1122.

Match Factory.

The Pencil Industry in the State progressed fairly well. Owing to increased import of foreign products, there was a general slump in the market. There were three pencil factories in the State. The Quilon Pencil Factory manufactured 11,000 gross to the value of about Rupees one lakh. The Bhupathy Pencil Factory, Quilon, produced 5,000 gross to the value of about Rs. 50,000. The Krishnarayan Pencil Factory, Quilon, manufactured on an average about 50 gross per day.

Pencil Manufacture.

At the close of the year 1123, there were 82 aided and 74 unaided technical institutions. Instruction in weaving, carpentry, smithery, mat and coir weaving, drawing and painting was being given in these institutions. Instruction in working power looms was given in the S. M. R. V. Technical Institute at Nagercoil.

Industrial and Commercial Schools.

The Government school of Commerce at Quilon continued to impart instruction in commercial subjects such as book-keeping, banking, shorthand and typewriting.

The itinerant weaving party continued its work by camping in select centres for giving instruction to the pupils of the backward communities. Till the end of Edavom

The Itinerant Weaving Party. 1123, the party camped at Kalungady in Agasteeswaram taluk. An examination was conducted at the end of the period and free gifts of looms with all accessories were made to two best students

The Director of Industries continued to be the controlling authority of all the centres in the State, conducting examinations of the London Chamber of Commerce. The

Miscellaneous. optical section opened under the Department of Industries manufactured spectacle lenses, land magnifiers and other general optical pieces. There has been increasing demand for these articles from various educational institutions and laboratories both in and outside the State. The total sales of optical goods during the year amounted to Rs. 802 as against Rs. 720 in 1122. The repair section continued to do good work under the control of the Director of Industries.

The total receipts and expenditure of the Department during the year under report were Rs. 15,429 and

Receipts and Expenditure. Rs 1,24,130 respectively.

GEOLOGICAL DEPARTMENT.

Director of Geology.

Mr. V. Mahadevan, M. A.

The Geological Department was formed into a separate department in Edavom 1121. Intensive exploration for radioactive minerals, containing uranium and thorium conducted during the year in Kalkulam taluk brought to light certain monazite bearing pegmatites. The working of the pegmatite at Oathara near Thiruvella for quartz and the valuable by-product mineral beryl was continued during the year 1123. This yielded about 250 tons of quartz and 2 to 3 cwt. of mineral beryl used for the production of copper-beryllium alloy. Investigation of gem

stones in Nedumangad taluk taken up during 1122 was continued during the year under report also. Two new sites in Manikkal pakuthy where gem stones were reported to occur, were worked during four months of the year. In both these sites the quality of the stones was poor. The work had to be stopped for want of adequate water supply for washing operations. Investigation regarding the limestone deposits near Cape Comorin was conducted in 1123 also. During the year under report, 111 tons and 5 cwt. of white sand were exported on permits issued by the department for which a sum of Rs. 566-5-2 was realised as royalty. The Travancore Ogale Glass Manufacturing Co., Ltd., transported from Pallipuram 378 tons of sand for glass manufacture during the year.

The total quantity of minerals exported in 1123 was as follows:—

| | | Tons. | Cwts. |
|-------------|-----|---------|-------|
| Ilmenite | ... | 207,798 | 0 |
| Monazite | ... | 413 | 0 |
| Zircon | ... | 1,855 | 12 |
| Rutile | ... | 197 | 0 |
| Sillimanite | ... | 255 | 0 |

LABOUR DEPARTMENT.

*Labour Commissioner and
Commissioner for Work-
men's Compensation and
Registrar of Trade
Unions.*

*Mr. V. K. Velayudhan,
B. A., B. L.*

In view of the policy of industrialisation which the State has adopted and the many labour problems which have to be tackled during the post-war period, the Labour Department was constituted in 1121 on an independent footing. On account of the increase in the volume of work one more labour zone was created during the year under report, thus dividing the State into three Labour Zones, North, Central and South, with headquarters at Alwaye, Alleppey and Trivandrum respectively.

Each Zone was placed under the charge of an Assistant Labour Commissioner. The welfare staff attached to the Department consisted of six Labour Inspectors, three Labour Welfare Officers, twelve Labour Supervisors and ninety Labour Welfare Workers. Besides the Chief Inspector of Factories, the Factory Inspectorate consisted of 3 Inspectors of Factories, one for each Zone. There were also a Lady Inspector of Factories and a Medical Inspector of Factories both having jurisdiction throughout the State.

During the year under report, 51 new factories were registered under the Act and 32 factories were removed from its operation. The number of factories thus rose

The Factories Act. from 646 to 665, of which 98 were seasonal and the rest non-seasonal. On an average about 79,100 workers (28,700 men, 35,700 women and 14,700 children) were employed daily in all these factories together. Four hundred and fifty five accidents were reported during the year as against 313 in the previous year. Of these, four accidents proved fatal. During the year, about 1285 women received maternity benefits, the total amount received as benefits being Rs. 32,726. The exemption granted to all cashew factories from providing certain requirements connected with creches and rest rooms was extended for a period of one year. The health and sanitary conditions of Factories have improved considerably due to the frequent inspection of the Medical Inspector of Factories. During the year, legal proceedings were started against three factory owners. Of these, the cases against two were withdrawn and the third was pending at the close of the year.

During the year under report, 43 cases of fatal accidents were reported besides 17 cases pending disposal at the close of the previous year. In 14 of these cases liability was disclaimed by the employers and

Workmen's Compensation Act. claims in respect of 11 cases were decided and a sum of Rs. 12,070-7-4, was paid as compensation to the dependants of the deceased workmen. During the year 45 cases of non-fatal accidents were

reported. In 20 of these cases a total sum of Rs. 4,275 was paid as compensation to the workmen. In 16 cases, lump sum payments of compensation amounting to Rs. 10,883-13-7 were made and in the remaining 9 cases half monthly payments were agreed upon.

One hundred and thirty four Trade Unions were registered during the year under review, making the total number 247 at the end of the year. The ban imposed on 29 *Trade Unions* out of 35 trade unions declared unlawful in 1122 was lifted during the year. Many of the *and Trade Dis-* 1122 was lifted during the year. Many of the *putes.* Factory Committees set up in 1122 after the Communist uprising in Alleppey and Shertallai went out of existence with the revival of normal Trade Union activity, especially in the Alleppey—Shertallai area. Wherever these Committees disappeared, the trade unions set up their own committees which carried on negotiations with the respective managements for the settlement of minor disputes. During the year, 30 Industrial Relations Committees also were functioning in various factories in the State. These committees constituted an effective machinery for friendly discussion and the settlement of industrial disputes.

The continued scarcity, high prices of food grains and other essential commodities, fear of unemployment resulting from contraction of industrial activity and exploitation of the working class by political parties were the main causes of industrial unrest. Consultative conferences were held to bring about amicable settlement of trade disputes and many of them succeeded. Two trade disputes between the Alleppey Boat Owner's Association and the Steam and Motor Boat Crew Association and the management of the A. D. Cotton Mills, Quilon, and the workmen were under reference for adjudication with the District Judges, Alleppey and Quilon respectively. The award for the latter was given during the year which was duly accepted and implemented by the parties concerned.

Agricultural labour has not been organised to any considerable extent in Travancore, although about 25 trade unions of agricultural workers have been registered.

Agricultural Disputes frequently arise between agricultural and Estate workers and their employers in such extensive Labour. agricultural areas as Kuttanad and these are settled by negotiations and agreement at the instance of the Department. With a view to securing stable working conditions, a conference of representatives of agriculturists and trade unions in the Kuttanad area was held at Alleppey. As a result of this, an Industrial Relations Committee was set up to deal with the agricultural labour problems in that area. This committee at its meetings took decisions regarding the fixing of wage rates.

Plantation labour has been slow and halting in trade union activity. There were 10 registered trade unions for this class of labour at the end of the year. The scheme for the creation of works committees in estates gained ground during the year, and accordingly, such committees were set up in a few estates. Annual bonus at the rate of 4 per cent. of the total annual earnings was, for the first time, paid to the estate workers. The Association of Planters of Travancore agreed to pay increased dearness allowance at the rates decided by the Industrial Committee on Plantations at its meeting held at New Delhi on the 31st March, 1st and 2nd April 1948,

The welfare staff of the department visited the factories in their respective jurisdictions and maintained close contact with

Labour the workers and endeavoured to promote their general well-being. They induced the factory Welfare. owners to provide sanitary facilities, medical aid, canteens, recreation, etc. At the end of the year, there were 81 canteens throughout the State. Four officers of the department were sent to Calcutta for training in labour welfare work.

The slump in the coir mats and matting industry and the cocoanut oil milling industry which set in during the previous year continued to exist during the year under report also. The relief works started in *Unemployment and Relief work.* Shertallai and Ambalapuzha taluks were continued so as to provide work for the unemployed factory workers. Towards the middle of the year there was evidence of slight unrest steadily growing among the workers due to the activities of a political party. In Meenom 1123 there was an unexpected flare-up among the workers employed in relief works and the work could not be carried on peacefully. Consequently the work was stopped with effect from the 20th Meenom 1123. An amount of Rs. 7,36,406-14-10 was spent for these relief works during the year.

The total receipts of the Department amounted to Rs. 726-10-0 by way of registration fees of trade unions and other items under Trade Unions Act. The total *Receipts and Expenditure.* expenditure of the Department amounted to Rs. 2,12,306-9-11 as against Rs. 1,07,215-8-0, in the previous year.

THE ECONOMIC DEVELOPMENT BOARD.

The Economic Development Board was constituted mainly to advise Government on the best methods of developing the agricultural, industrial and economic resources of the State. The Board as usual, functioned through its three sub-committees, viz., (i) the Agricultural sub-committee, (ii) the Industries and Commerce sub-committee, and (iii) the Co-operative and Rural Development sub-committee.

Mr. A. Gopala Menon, M. A., B. Com. (Lond.) continued to be the Chairman of the Board throughout the year.

At the commencement of the year there were 28 members on the Board. During the year the Superintendent of Fisheries was nominated to the Agricultural Sub-Committee of the Board thus raising the total number of members to 29 of whom 18 were non-officials. There were three meetings of the Board and six meetings of the sub-committees during the year.

The Board considered several topics relating to economic development and passed resolutions. Prominent among the subjects discussed by the Board were the following:—

1. Opening of depots for the distribution of manure, seeds and agricultural implements, starting of more agricultural schools and experimenting joint cultivation on co-operative basis.

2. Cultivation of forest lands.

3. Construction of dams across various rivers and the storage and distribution of rain water for irrigation purposes.

4. Raising the quality of cattle and demarcation of grazing grounds.

5. Establishment of dispensaries in villages and the training of midwives for employment in various rural reconstruction centres

6. Financial aid for the development of cottage industries.

7. Compulsory practical training in rural reconstruction work to the University students.

8. Scheme for organising adult education classes in the villages.

9. Launching of State-wide co-operative housing scheme.

10. Abolition of monopoly system in transport services conducted by private agencies.

As in previous years the Board continued to encourage organised rural development activities in selected areas by the award of suitable grants to non-official agencies engaged in the work. At the end of the year there were 66 rural reconstruction centres in the State sponsored by non-official agencies and supervised by the Economic Development Board. A total sum of Rs. 20,710 was distributed by the Board as grants to 38 of these centres during the year. This includes Rs. 4,000 given to four selected centres for the organisation of model poultry farms. As in the previous years, a conference of rural workers was held under the auspices of the Board in Edavom 1122, at Trivandrum.

The expenditure incurred by the Board was Rs. 36869 during the year as against Rs. 23,234 in the previous year.

CONTROL OF CAPITAL ISSUES.

*Examiner of Capital Issues.**Mr. K. Madhava Kurup,
M. A.*

The Control of Capital Issues was introduced in the State on the 11th March 1944 corresponding to the 28th Kumbhom 1119 by the promulgation, on that date, of the Defence of Travancore Rule 94 B. It is now continued under Section 20 of the Travancore Emergency Powers Act, I of 1122.

Sixty-three applications for consent to the issue of capital and four for condonation of unauthorised issue of capital were pending at the close of 1122. Three hundred and twenty-two applications for consent and twenty-two for condonation were received in 1123. Three hundred and thirty-nine applications for consent and all the 26 for condonation were disposed of during the year. The capital involved in these applications amounted to Rs. 9,08,72,051 and Rs. 11,71,848 respectively. Twenty-five applications for condonation were granted and penal action was started against the other. Of the 339 applications for consent, 318 were sanctioned and the remaining 21 were rejected. The amount involved in the former was Rs. 8,32,77,510 and that in the latter was Rs. 75,94,541.

Four applications for extension of time for the issue of capital were pending at the close of 1122. Two hundred and twenty-seven such applications were received in 1123. Two hundred and thirty applications were disposed of during the year. Of these, 225 were granted and the remaining five were rejected.

Ten applications were received for reconsideration or modification of conditions attached to the previous orders. Six of them were granted and the remaining four were rejected.

Forty-six applications for consent and one for extension of time were pending at the close of the year.

JOINT STOCK COMPANIES.

*Registrar.**Mr. K. Madhava Kurup, M. A.*

The total number of Companies at the end of the year 1123 was 1090 as against 903 in the previous year. These consisted of 932 working companies 153 companies in liquidation and five defunct companies. 101 companies

Number of Companies. were registered in 1123 as against 152 in 1122.

Of these, 99 companies were limited by shares and the remaining two companies were limited by guarantee and without share capital. Both of them were 'Associations not for profit'.

The number of companies limited by shares on the rolls at the end of 1123 was 742 of which 379 were public and 363 private companies, as against a total of 665 at

Companies Limited by Shares. the end of the previous year. The authorised, subscribed and paid-up capitals of these companies taken together were Rs. 46.86 crores,

Rs. 17.85 crores and Rs. 15.37 crores respectively. The subjoined statement shows the nature of the business transacted by the companies during 1122 and 1123 :—

| | 1122. | 1123. |
|---|------------|------------|
| Banking, Loan and Insurance ... | 135 | 154 |
| Transit and Transport ... | 40 | 43 |
| Trading and Manufacturing ... | 342 | 383 |
| Mills and Presses ... | 27 | 32 |
| Tea and other Planting Companies ... | 88 | 85 |
| Mining and Quarrying ... | 2 | 2 |
| Breweries and Distilleries ... | 1 | 1 |
| Sugar (including jaggery) manufacture ... | 1 | 1 |
| Hotels, Theatres and Entertainments. | 16 | 23 |
| Companies other than those specified above | 13 | 18 |
| Total | 665 | 742 |

The number of associations at work at the end of the year 1122 was 75. During the year under report, *Associations not for Profit.* five associations were registered. Thus there were 80 associations at work at the end of the year 1123.

At the end of 1122, there were 99 companies of foreign incorporation having places of business in the State. During the year under report, nine new companies, *Companies of Foreign Incorporation.* established places of business in the State while one company ceased to have place of business. Thus at the close of the year 1123 there were 107 companies of foreign incorporation working in the State. Of these, 24 were engaged in banking eight in insurance, five in transit and transport, 44 in trading and manufacturing, 12 in tea, eight in rubber, two in mining and quarrying and the rest in miscellaneous work. Twenty-one of these companies were incorporated in England, three in Scotland, one in Holland, two in the United States of America, one in New Zealand, five in Colombo, 57 in the Indian Union, 14 in Cochin, two in Pudukkotta and one in Mysore.

During the year under report, the offices of four companies were inspected by the Registrar as against 21 companies in 1122. *Inspections and Prosecutions.* Inspectors of Joint Stock Companies inspected 315 companies against 318 in 1122. Prosecutions launched against five companies were pending at the close of 1122 and eight companies were prosecuted in 1123. The prosecutions against four of these companies were withdrawn.

The total receipts and expenditure of the department during the year amounted to Rs. 57,857-22-2 *Receipts and Expenditure.* and Rs. 22,989-8-6 respectively as against Rs. 76,104-24-5 and Rs. 21,161-8-13 in the previous year.

CO-OPERATIVE DEPARTMENT.

*Registrar.**Mr. K. Madhava Kurup, M. A.*

For the purpose of the administration of the Co-operative Department, the State is divided into four Co-operative Divisions in charge of Assistant Registrars of Co-operative Societies with Trivandrum, Quilon, Mavelikara and Kottayam as the divisional headquarters. Each division is divided into Circles in charge of Co-operative Inspectors. The temporary Assistant Registrar appointed to be in charge of the arbitration, execution and liquidation work with headquarters at Trivandrum and with jurisdiction over the whole State continued during the year under review also. During the year, one Assistant Registrar was deputed to the work in connection with the survey of coir and coconuts under the Research Department of the University of Travancore. There were sixty Circles each under the charge of a Co-operative Inspector.

At the beginning of the year under report, there were 1,871 Societies on the rolls. The number of Societies newly registered during the year was 169 as against 118 in 1122. The registration of 26 societies was cancelled. Thus the number of societies at the end of the year was 2,014, of which 128 had not started work. The working societies at the end of the year are classified as follows :

I. *Central Societies.*

| | | |
|---|-----|---|
| 1. Central Co-operative Bank Ltd. | ... | 1 |
| 2. Central Institute " | ... | 1 |
| 3. Central Wholesale Society " | ... | 1 |
| 4. Central Weavers Co-operative Society Ltd. | ... | 1 |
| 5. Central Cottage Industries Co-operative Society Ltd. | ... | 1 |

II. *Intermediary Financing Institutions.*

| | | |
|------------------------|-----|----|
| 1. Taluk Banks Ltd. | ... | 16 |
| 2. Banking Unions Ltd. | ... | 3 |

*III. Primary Societies.***A. Agricultural Societies.**

| | | | |
|---------------------------------------|-------------|-----|-----|
| (i) Credit Societies | Unlimited | ... | 494 |
| Do. | Limited | ... | 77 |
| (ii) Credit with distribution | Unlimited | ... | 350 |
| Do. | Limited | ... | 51 |
| (iii) Credit with production and sale | Unlimited | ... | 2 |
| Do. | do. Limited | ... | 28 |
| (iv) Rural Reconstruction Societies | Unlimited | ... | 2 |
| Do. | do. Limited | ... | 77 |

B. Non-Agricultural Societies.

| | | | |
|--------------------------------------|-------------|-----|-----|
| (i) Credit Societies | Unlimited | ... | 55 |
| Do. | Limited | ... | 108 |
| (ii) Credit with production and sale | Unlimited | ... | 15 |
| Do. | do. Limited | ... | 91 |
| (iii) Credit with distribution | Unlimited | ... | 11 |
| Do. | Limited | ... | 36 |
| (iv) Distributive stores | Unlimited | ... | 1 |
| Do. | Limited | ... | 275 |

| | | | |
|---------------------------|-----------|-----|----|
| C. Multipurpose Societies | Unlimited | ... | 23 |
| Do. | Limited | ... | 87 |

D. Other Type Societies.

| | | | |
|---------------------------------|---------|-----|----|
| (i) Ex-service men | Limited | ... | 12 |
| (ii) Lift Irrigation | do. | ... | 4 |
| (iii) Other miscellaneous types | do. | ... | 39 |

IV. Supervising Unions.

| | | | |
|--------------------|---------|-----|----|
| Supervising Unions | Limited | ... | 24 |
|--------------------|---------|-----|----|

Grand total ... 1,886

The total number of members in all the Societies together was 2,32,104 against 2,20,936 at the end of the previous year.

The Central Bank had 2,085 members, while *Membership.* the Agricultural and Non-Agricultural Societies had 132,043 and 97,976 members respectively.

There were 35,322 women members in all the Societies taken together, their proportion to men members being 1 to 7.

The subjoined statement indicates the financial condition of the movement during the years 1122 and 1123 in respect of share capital, deposits and working capital of societies.

Finances.

(Rupees in lakhs)

| Year. | Share Capital | Receipts under deposits. | Disbursements under deposits. | Working Capital. |
|-------|---------------|--------------------------|-------------------------------|------------------|
| 1122 | 35·25 | 62·19 | 149·26 | 108 37 |
| 1123 | 39·33 | 55·28 | 57·44 | 119·37 |

The turnover of all the Societies together was Rs. 17·15 crores against Rs. 18·11 crores in the previous year. The average turnover per Society was Rs. 94,509 and per member Rs. 746 as against Rs. 96,778 and Rs. 820 respectively in 1122. After deducting the losses incurred, the net profit earned by all the Societies together came to Rs. 2,10,256.

The cost of management incurred by the Societies was Rs. 10·39 lakhs. The percentage of cost to the aggregate working capital was 8·7 against 10·0 in 1122 and the average cost per society was Rs. 573 against Rs. 580 in the previous year.

Cost of Management of Societies.

The Travancore Central Co-operative Bank was the first co-operative Society registered in the State. It was designed to serve as the apex bank for the societies in the State. The year under report was the fifth year in which the Bank functioned with the Registrar of Co-operative Societies as its Chairman. The Bank continued to finance societies engaged in the distribution of essential commodities. The total receipts under deposits amounted to Rs. 19,06,417. The total sum advanced to societies during the year amounted to

The Central Co-operative Bank, Ltd., Travandrum.

Rs. 43,13,313 under loans and overdraft accounts, the corresponding figure for the previous year being Rs. 52,13,286. The collections under loans including principal and interest from societies amounted to Rs. 1,69,793. The total turnover during the year amounted to Rs. 2.42 crores against Rs. 2.33 crores in 1122. The net profit earned by the Bank during the year under report was Rs. 3,636.

The Sri Mulam Handloom Weaver's Central Co-operative Society Ltd., carried on business during the year mainly in the procurement and supply of yarn and weaving accessories to weavers through primary societies. There were 209 members during the year under report against 202 in 1122. A quantity of 4,716 bales of yarn was distributed to 192 primary societies having, 8,200 weaving members and 20,364 looms. The total turnover of the society was Rs. 235.70 lakhs and the net profit earned amounted to Rs. 0.624 lakh.

The Taluk Banks constitute the intermediary financing agencies between the Central Co-operative Bank and the primary societies. Including the Banking Unions, the number of Taluk Banks remained the same as in the previous year viz. 19. They had a working capital of Rs. 19.48 lakhs against Rs. 18.42 lakhs in the previous year and a paid up share capital of Rs. 5.27 lakhs against Rs. 4.95 lakhs in 1122. The amounts issued by them by way of loans to individuals and societies were Rs. 6.28 lakhs and Rs. 5.97 lakhs respectively.

The Urban Banks form the principal agency providing co-operative finance for the middle class population inhabiting the urban areas. There were 18 urban banks at the beginning of the year, of which one was cancelled, leaving a balance of 17 at the end of the year. Their working and paid up share capitals were Rs. 5.33 lakhs and Rs. 2.39 lakhs respectively against Rs. 5.31 lakhs and Rs. 2.37 lakhs in the previous year. Loans to the extent of

Rs. 1.60 lakhs were issued by the banks during the year under report.

The primary societies constitute the bulk of the co-operative organisation in the State. The strength of the co-operative structure depends on the soundness of the primary societies. There were 1,854 primary societies, in 1123. Of these, 1081 were agricultural and 773 non-agricultural societies. The primary societies had a total membership of 218,799 and share capital of Rs. 32.76 lakhs. They received loans to the value of Rs. 35.17 lakhs. During the year under report, these Societies issued 14,017 loans for Rs. 19.28 lakhs. Their total working capital was Rs. 78.62 lakhs.

The department has been bestowing special attention to the non-credit side of the co-operative movement for the past many years and, as a result, the non-credit activities of the movement have developed considerably. Many societies evinced interest in the cultivation of food crops, and took on lease lands from Government for the cultivation of food crops, cardamom, grass and taungya. Societies engaged in the cultivation of paddy under the grow more food campaign brought under paddy cultivation 1,765 acres of land and produced 79,732 paras of paddy. Chitty business, sale of manure, providing lift irrigation, grading and marketing of copra and hill products, organisation of lime-shell industry, rural reconstruction work etc., were some of the other non-credit activities of the societies. The society engaged in the lime-shell collection sold Rs. 70,375 worth of lime-shells and the society engaged in the grading and marketing of copra sold Rs. 4.52 lakhs worth of copra.

The number of supervising unions remained the same as in 1122 viz. 27. The Unions with the Travancore Co-operative Institute Ltd., constituted the sole non-official agency for supervision and propaganda.

Audit is a statutory function of the Registrar and accordingly the work was undertaken by the departmental officers. The audit

Inspection and classification was, as in last year, based on efficiency. All the societies except 46 were audited during the year. The Assistant Registrars conducted the test audit of 5 per cent. of the societies. As in the previous year, audit fee was collected from societies with a working capital of Rs. 2,000 and over. The total amount collected, during the year, under audit fees was Rs. 8,897.

Audit.

The revenue derived from the department during the year was Rs. 10,000 as against Rs. 8,547 in 1122.

Receipts and The expenditure on the department was Rs. 3,24,394, as against Rs. 2,37,384 in the previous year.

Expenditure.

PATENTS AND DESIGNS.

Controller of Patents and Designs. Mr. L. G. Pereira, B. A. (Hons.) & B. L. (from 1-1-1123 to 5-9-1123.)

Mr. C. P. Gopala Panicker, B. A., B. L. (from 6-9-1123 till the end of the year.)

Forty two patents in respect of the following inventions were sealed during the year under report.

1. Improved waste-not-tap.
2. Improvements in writing instruments.
3. A composition for removing paints and varnishes.
4. Improvements in or relating to tiffin carriers or the like.
5. Improvements in or relating to tiffin carriers or the like.
6. Improvements in or relating to the manufacture of moulding powders.
7. Improvements in or relating to the grinding and utilization of mica.
8. Preservation of husked cocoanut by means of compounded rubber latex.

9. Improvements in or relating to the chemical treatment of monasites, for the extraction and utilisation of exphosphoris content and the separation of thorium and rare earth compound.

10. Improvements in or relating to methods of retarding deterioration of shark liver oil in storage.

11. Improvements in or relating to processes for increasing the resistance of metals to corrosion.

12. Improvements in writing instruments.

13. Improvements in writing instruments.

14. Improvements in the manner of rolling tea leaf and in tea leaf rollers.

15. Improvements in writing instruments.

16. Improvements in writing instruments.

17. A new or improved writing or marking fluid.

18. A new or improved writing or marking fluid.

19. Improvements in writing instruments.

20. Improvements in or relating to tea rolling machines and tablets therefor.

21. Improvement in or relating to screens and trays for sifting sorting or grading materials.

22. Flexible cover for tire repair vulcanizers and method of making.

23. Improvements in or relating to gas blast electric circuit breakers.

24. Improvement in or relating to partitions and walls.

25. Improvements in or relating to the production of structures composed of or comprising pre-cast members.

26. Improvements in and relating to the vitaminising of oils and fat media, particularly edible oils and cooking fat media.

27. Improvements in writing instruments.

28. Improvements in coagulating rubber from latex.

29. Improvement relating to continuous electrode furnaces.

30. Electric selector switches.

31. Selector terminal banks.
32. Signal transmitting systems.
33. Beacon system.
34. Block printing machine for textiles.
35. Transmission systems.
36. Tire repair vulcanizing apparatus.
37. Receiver circuit.
38. Bank strip.
39. Improvements in or relating to telecommunication system.
40. Receiver system.
41. Improvements in or relating to cages or drums for forming thereon reinforcements for concrete pipes and the like.
42. A machine for grinding grains and the like.

Of the above, 4 patents were registered in favour of Travancoreans, 12 in favour of Indian subjects, one in favour of a company in Baroda and the rest in favour of British, American, South African and Norwegian subjects and companies.

The number of applications for Patents received during the year was 17 against 39 during the previous year. Forty Patents were renewed against 59 in 1122. Thirty one Patents lapsed owing to non-payment of renewal fees.

The total receipt in the year on account of the working of the Patents and Designs amounted to Rs. 4,891-22-7 and the expenditure to Rs. 923-5-0 the corresponding amounts for the previous year being Rs. 5,922 and Rs. 646-23-0.

TRADE MARKS REGISTRY.

*Additional Registrar of
Trade Marks.*

*Mr. A. Narayanan Nair,
M. A., B. L.*

The Travancore Trade Marks Act (XVIII of 1117) was passed into law on the 7th January 1942, following the enactment of the Indian Trade Marks Act, 1940 in the Indian Dominion. The Act came into full effect from the 1st November 1946. The Travancore Trade Marks (Amendment) Act (II of 1122) was

promulgated on the 21st Kanni 1122. One of the chief provisions of the Amending Act is that Government may enter into reciprocal arrangements with the Indian Dominion or any Indian State whereby trade marks and certification of trade marks registered under the Travancore Act shall have protection in the Indian Dominion or in that State as if registered in those areas. Under the reciprocal arrangements, the Registrar and the Deputy Registrar of Trade Marks in Bombay continued to be ex-officio Registrar and Deputy Registrar during the year under report for purposes of the Travancore Act as well. During the year under report, the Travancore Government entered into reciprocal arrangements with Hyderabad, Mysore, Kolhapur, Jaipur and Kapurthala. The Joint Textile Advisory Committee constituted by the Government of India under the Indian Trade Marks Act was made the Joint Textile Advisory Committee for Travancore also by a Notification dated the 5th February 1948.

During the year under report, 36 applications for registration of trade marks were received apart from 238 applications that were in hand at the end of the year 1122. Forty-three trade marks were registered during the year, none being registered in the previous year. Sixteen applications were refused registration, five abandoned and four withdrawn by the applicants.

The receipts of the department during the year under report amounted to Rs. 2,358 against Rs. 2,986 in 1122, of which 50 per cent. has to be contributed to the Government of India under the reciprocal arrangement. The total expenditure of the department in 1123 was Rs. 14,771 as against Rs. 7,257 in 1122.

UPLIFT OF BACKWARD COMMUNITIES.

*Protector of Backward
Communities.*

*Mr. R. Vasudeva Poduval,
B. A.*

The main items of work undertaken by the department for the uplift of backward communities comprised the following *viz.*,
General. assignment of lands on concessional terms, establishment of colonies and centres for intensive ameliorative work, provision of common buildings for social and religious congregations, grant of

educational concessions, maintenance of free hostels, organisation of thrift societies, popularisation of industries and other miscellaneous items of ameliorative work. During the year under report the number of Field Officers was raised to seven from three in the previous year to cope with the increased work. All of them worked under the Protector.

With a view to improve the condition of the backward communities, Government, as a part of their post-war scheme, launched a ten-year plan for intensive uplift work among the backward communities.

Land is assigned on concessional terms to individual families of backward communities and to families living in compact blocks.

Assignment of Lands on Concessional Terms. The lands so assigned are free of assessment for the first two years. Assessment at half the prevailing rates is charged for the next three years and at full rates thereafter. The total extent of land assigned to backward communities till the end of 1123 was 9,591.5 acres. The registry of lands on concessional terms was held in abeyance and only leases were given instead. An area of 1,370.66 acres of land was leased out to the backward communities up to the end of the year for cultivation of food crops under the scheme for increased food production.

Colonies for backward communities were in existence in the following places:—Sachivottamapuram, Narikulam, Aramboly, Anohamada, Venganur, Kadampanad, Kulak-

Colonies. kada, Pracaud, Veliam and Veliathunad. In addition to these colonies, three more centres for intensive amelioration work were maintained by the department at Manickamangalam, Elanthur and Pacode. The Sachivottamapuram colony is the largest of the colonies having an extent of 113 acres of land and forty families of backward communities have settled down there.

The scheme for the introduction of mixed farming in the Sachivottamapuram Colony was successfully worked out in the year under review. . About 25 acres of land were put under

cultivation of food crops. Poultry farming, bee-keeping and cattle breeding started during the previous year were conducted satisfactorily during the year under report also. The total expenditure incurred during the year 1123 on account of mixed farming scheme was Rs. 15,114-10-7 and the receipts amounted to Rs. 3,266-4-9.

Many families have settled down in other centres also, viz., Narikulam, Anchamada, Kadampanad, Veliyathunad, Manickamangalam, Elanthoor and Paode. In a few centres houses were constructed and given to deserving families.

Lands were acquired in Valvachagostam pakuthy in Kalkulam taluk, Darisanameope pakuthy in Thovala taluk and Changanacherry pakuthy in Changanacherry taluk,

General Ameliorative Work. and the transfer of 54 acres of land in Manjapra pakuthy, Kunnathunad taluk was sanctioned for the provision of house sites for deserving families of backward communities. During the year, 46 new wells were sunk at a total cost of Rs. 19,802. A burial ground was provided in Thrikkakara in Kunnathunad and steps were in progress for the acquisition of burial sites in four other places. Lump sum grants to the total of Rs. 10,000 each were granted for the construction of a community hall at Vattiyoor-kavoo and a Harijan Hostel and Library at Kalady. A grant of Rs. 5,000 was also sanctioned for the provision of additional accommodation to the backward communities in the Orphanage and Widows' Home at Manacaud, Trivandrum.

Special attention was paid in regard to the improvement of the condition of the hill tribes in the State. Financial assistance was given to 85 families of backward communities to rebuild and repair their houses destroyed by flood, fire and other accidents. Twenty-three families were given grants to meet the expenses of burial and cremation. Clothes were supplied to the poor and deserving pupils of backward communities in schools and persons who are infirm and disabled.

With a view to improving the sanitation in Cherries and Settlements of backward communities, the introduction of street-lighting and sweeping was sanctioned and towards the end of the

year, sweeping and street lighting were actually introduced in 15 centres. Six bore-hole latrines were constructed in the Manick-mangalam Colony. Side by side with the programme of intensive amelioration work, attention was paid in the year for the popularisation of cottage industries among the backward communities so as to afford them adequate employment and remunerative work. Two students of the backward communities were given training in the Agricultural School at Konni, two in the State Transport Workshops, two in the P. W. D. Workshops and four in handicrafts under the Director of Industries. An amount of Rs. 3,480 was spent on this account. The two Inspectors of Co-operative Societies appointed to encourage thrift and self help among the backward communities and promote the spirit of co-operation and joint effort among them continued to function during the year under report also. They attended to the registration of nine societies and organised twelve new societies and completed the preliminary work in respect of them. The Inspectors attended also to the work of rectification of co-operative Societies of backward Communities. The expenditure incurred, during the year under review, on account of the popularisation of industries and co-operation amounted Rs. 14,921.

The most important work of the department was in the direction of affording encouragement and help to the poor and deserving pupils of backward communities

Educational Facilities and Concessions. undergoing education. An expenditure of Rs. 87,194 was incurred during 1123 on account of the award of fees, stipends etc., to

the students of backward communities in the schools and colleges of the State. Nineteen institutions and organisations of backward communities were given grants-in-aid to the extent of Rs. 12,883. For the encouragement of literacy among children of the backward communities, four pial schools were sanctioned, in addition to the twenty-four schools already in existence. With the object of promoting adult education among the backward communities, night schools were started in 39 centres in addition to the ten schools already functioning, and

additional reading rooms and libraries were sanctioned. As usual, Malayalam and Tamil readers were supplied free of cost to the pupils of third and fourth classes of the primary schools. In order to provide the pupils of the backward communities with the advantage of residential and community life, six hostels, four for boys and two for girls, were conducted under the auspices of the department. The total expenditure incurred on this account amounted to Rs. 74,405. During the year, 63 scholarships to the value of Rs. 3,000 were awarded to the students of the backward communities from the interest on the endowment of Rs. 77,461 made by the Temple Entry Proclamation Memorial Committee.

The expenditure incurred in 1123 for the uplift of backward communities amounted to Rs. 4.2 lakhs while that for the previous year stood at Rs. 3.5 lakhs.

VILLAGE UPLIFT DEPARTMENT.

Village Uplift Officer.

Mr. S. Vaidyanatha Aiyar,
B. A., B. L.,
(from 1-1-1123 to 2-3-1123 M. E.)

Mr. A. Pitchumony Aiyangar,
B. A., B. L.,
(from 3-3-1123 till the end
of the year.)

This department was formed in the beginning of 1122 M. E. for attending to the work of intensive village uplift in selected centres in the State. The Advisory Board

General. constituted to advise Government on the schemes of village uplift to be undertaken continued to function during the year under report. The Board consisted of 30 members with the Financial Secretary to Government as its Chairman and the Village Uplift Officer as the secretary to the board and its convener. The board met five times during the year. Three sub-committees were constituted one for each Division of the State, with the respective Division Peishkars.

as Chairmen. During the year, an amount of Rs. 24 lakhs was sanctioned in the Budget for uplift work and this included Rs. 11 lakhs which had to be spent on works sanctioned during the previous year. The proposals of the board for village uplift related mainly to :—

- (i) Public Works ;
- (ii) Public Health and Sanitation ;
- (iii) Economic Improvement ; and
- (iv) Adult education and propaganda.

During the year under report, 37 additional inland centres were selected for intensive uplift work so that there may be at least two centres in each taluk inclusive of the 19 centres selected in the preceding year. Besides these, seven coastal centres, three in the Trivandrum Division, three in the Quilon Division and one in the Kottayam Division were selected for the benefit of the coastal people who are mainly fisherfolk. In all these selected centres, village uplift committees were constituted, each committee consisting of eight elected members (all non-officials) including one lady, with one among them as President. But where there is a village union or panchayat, if the area of the village uplift centre is co-extensive with that of a village union or the panchayat, the uplift work was entrusted to the union or the panchayat as the case may be. These committees were entrusted with the responsibility of suggesting proposals for village uplift suited to those localities and executing the various works on the technical advice and assistance of the organisers of the department, and subject to the supervision and control of the Village Uplift Officer.

There were in the department, at the beginning of the year, in each Division two P. W. organisers, one Public Health Organiser, one Co-operative Organiser and one Propaganda Assistant for organising reading rooms, village libraries and night schools, all under the control of the Village Uplift Officer. The chief Propaganda officer appointed to co-ordinate the work of adult education in the three divisions continued to function during the year. As the number of centres for uplift has been considerably

increased during the year, an Assistant Village Uplift Officer was appointed with headquarters at Changanacherry to cope with the increased work. As the bulk of the proposals for uplift related to public works the number of public works organisers was increased to 14 from 6 in 1122.

The chief items of public works undertaken were the laying of roads, repairs to irrigation tanks and canals, constructing village halls, starting of ferries, sinking of *Public Works.* wells, etc. Generally speaking, there was good response from the people of the villages who, in many cases, readily agreed to surrender lands freely and carry out a portion of the work of laying the roads, the department in most cases doing only the work of gravelling. In 28 centres public works such as communications, bridges, etc., were completed while in respect of other centres proposals were being received. The expenditure incurred in the centres selected in 1123 was not commensurate with the budget allotment for the year primarily because the village committees started functioning very late in the year. During the year, village roads covering nearly 70 miles were laid. Besides these, 14 bridges, 55 wells (some with bath rooms and latrines) four irrigation tanks, 12 village halls and three other buildings were also constructed in different centres. An expenditure of Rs. 6'23 lakhs was incurred on account of works carried out during the year in various centres inclusive of works left incomplete in the centres selected in 1122.

Public Health measures in the villages consisted mainly in providing good drinking water, affording facilities for midwifery and medical aid, opening milk can-

Public Health teens, construction of sanitary latrines, etc.
Activities. Public latrines were constructed in some of

the centres and the villagers were persuaded to construct bore-hole or hand-flush latrines in their houses. Midwives appointed in fourteen village centres during the previous year continued to work in those areas during the year under report also. Twenty-one candidates selected for midwifery training continued to undergo training during the

year. A grant of Rs. 15 each per month was sanctioned to 20 Ayurvedic physicians practising in village centres. Government were considering the question of awarding grants for the construction of dispensary buildings according to the approved type design in those cases in which the villagers were not able to meet the entire cost of the building. Tanks, bathing ghats, wells, and bath rooms were provided in some centres. Street drains were provided in certain centres like, Thovala, Aramboly and Parakai and arrangements were also made for the removal of sewage water. The amount spent on public health measures during the year was Rs. 17,948.

The Co-operative organisers of the department concentrated their attention on the starting of multi-purpose co-operative societies, provision of agricultural implements

Economic Improvement. and manure, bee-keeping, poultry farming, etc., which will improve the economic well-being of the villagers. During the year under report,

24 co-operative societies were started. Guinea grass cuttings, graft mango seedlings were supplied to the centres and facilities were afforded for running kitchen gardens on an extensive scale in some centres. In the Trikkunnappuzha village centre, kitchen gardening is being done on a house to house basis by a women's Association started in the centre and a grant has been given for the purpose. Grants were also given for encouraging bee-keeping and poultry farming to certain centres such as Karimkunnam, Lakkattoor, Rayamangalam, Azhakiapandiapuram, etc. Certain co-operative societies were engaged in the distribution of coconut husk for making coir, lac industry, rattan work, etc. Spinning and weaving classes were started in centres like, Karimkunnam, Moothedathukavu, Lakkattoor, Avoly, etc.

During the year under report, 64 night schools, 19 libraries and 63 reading rooms were started in the various village uplift centres. The Assistants to the Propaganda

Adult Education and Propaganda. Officer in each division inspected the night schools and reading rooms when they were at work. Adult literacy charts specially prepared in Malayalam were supplied to all Malayalam

centres and special readers for adult literacy in Tamil were distributed to centres in the Tamil area. An allowance of Rs. 10 per mensem was granted to each night school teacher. Funds required for contingent expenditure and for 'subscribing to newspapers and periodicals were also sanctioned. A set of furniture for a library, reading room and night school has been provided to each centre. The Propaganda section issued a quarterly bi-lingual bulletin containing a comprehensive report of the activities of the department and pamphlets on various important topics pertaining to village uplift and distributed to the centres. The expenditure on adult education during the year amounted to Rs. 26,277.

The total expenditure incurred by the department during the year on account of works, salaries, establishment and contingencies amounted to Rs. 8.07 lakhs as against Rs. 1.99 lakhs in 1122.

CHAPTER IX.

PUBLIC WORKS.

The Public Works Department.

Chief Engineer.

*Mr. K. Raja Raja Varma,
B. E.*

The total outlay on public works during 1123 M. E. was Rs. 203.47 lakhs excluding a stock suspense of Rs. 4.39 lakhs. A sum of Rs. 11.70 lakhs was spent on works for which funds were made available from other heads of accounts including University funds.

Outlay. Of the expenditure of Rs. 203.47 lakhs, a sum of Rs. 143.93 lakhs stood debited to ordinary Revenue, Rs. 5.79 lakhs to Road Development Fund, Rs. 34.23 lakhs to Post-war Fund and Rs. 19.51 lakhs to Capital Expenditure not chargeable to Revenue.

The development of communications has always formed an important part in the State's programme of public works. Funds are provided every year from the general revenues for the construction and maintenance of roads and canals. A Road Development Fund has been instituted for the purpose of opening and improving trunk roads. The existing road system which is well co-ordinated within the State is connected with the road system of the adjacent Indian Districts and the Cochin State so as to ensure through traffic. There are main arterial roads throughout the length and breadth of the State to which is linked a net work of subsidiary and feeder roads. The road system also connects the internal waterways and ports. Further, it has been constructed in such a manner as to open up and serve important agricultural and industrial centres. The phenomenal increase in motor traffic in recent years has led to the elaboration of a programme for widening the old highways to suit modern requirements and the allotment of increased maintenance grants. The

major portion of the expenditure incurred by the Public Works Department from year to year has been under this item, *viz.* communications. The expenditure on communications during the year under report was Rs. 84.70 lakhs against Rs. 61.78 lakhs in 1122. Of this, a sum of Rs. 51.93 lakhs was spent on the construction of new roads and bridges and on improvements to the existing ones, and the balance of Rs. 32.77 lakhs was spent on the maintenance of the existing means of communications in the State. The total length of communications maintained during the year was 5,629 miles consisting of 1,401.6 miles of metalled roads, 2,340.2 miles of unmetalled roads, 1,000.6 miles of village roads including cart tracks, 61.7 miles of planters' roads, 425.1 miles of traces and 399.8 miles of navigation canals and backwaters. The average cost of maintenance per mile was Rs. 1,401 for metalled roads, Rs. 351 for unmetalled roads, Rs. 109 for village roads, Rs. 240 for planters' roads, Rs. 42 for traces and Rs. 308 for navigation canals and backwaters.

Till recently Government alone were responsible for constructing and maintaining roads in the State. Within the past few years, however, private enterprise has

Ryots' roads. voluntarily come forward to co-operate with Government in opening new lines of communication and "ryote' roads" are opened by the people themselves, the department merely advising alignment and constructing the necessary bridges and culverts. These roads, if satisfactory, are subsequently taken over and maintained by Government who assume the lands covered by the roads on payment of nominal compensation and record them as *poramboke*.

The expenditure incurred on buildings was Rs. 26.23 lakhs against Rs. 13.35 lakhs in the previous year. Out of this, a sum

Buildings. of Rs. 23.31 lakhs was spent on the construction of new buildings and special repairs and improvements to the existing ones and the balance was spent on annual repairs and maintenance.

The expenditure incurred on protective irrigation works during the year was Rs. 17.01 lakhs against Rs. 7.54 lakhs in the previous year. Of this, a sum of Rs. 15.06

Irrigation— lakhs was spent on the construction of new
Protective. irrigation works and restoration of existing ones. The balance amount was spent on the maintenance of the existing sources of irrigation and on establishment and tools and plant.

The Kodayar Irrigation system is the most important irrigation work in the State. The gross outlay on the work up to the end of the year was Rs. 88.21 lakhs and the net
Productive outlay was Rs. 81.39 lakhs. The gross revenue
Irrigation (The from the project during the year was Rs. 2.06
Kodayar Irrigation System.) lakhs. A total length of 326.94 miles of irrigation channels was maintained within the system and the area of the assessed lands which had the benefit of water from the Kodayar reservoir during 1123 was 54,964 acres.

The outlay on establishment during the year was Rs. 12.92 lakhs against Rs. 10.56 lakhs in 1122 and the cost of establishment was 6.9 per cent. of the gross outlay excluding
Establishment. that on capital works not charged to revenue against 6.8 per cent. in the previous year.

With a view to effecting the reorganisation of the P. W. D. Workshops on a complete commercial basis, a special officer was appointed in 1122 M. E. with administrative and disciplinary powers of the Chief Engineer
P. W. D. and so far as the Workshops Division was concerned.
Workshops and An outlay to the extent of Rs. 6.34 lakhs was
Stores Division. incurred during the year for the construction of the new Workshops at Chackay. The purchase of the Double Marston Shed at Tuticorin for accommodating Machine shop, Smithy and Foundry shops was finalised during the year and contract for the work of dismantling, conveying and re-erecting the shed was also arranged. Besides executing the orders for Government purposes, orders from private parties were also executed in the

P. W. D. Workshops. The total value of supplies made by the workshops during the year amounted to Rs. 15.63 lakhs against Rs. 11.87 lakhs in 1122.

There was only one meeting of the P. W. D. Advisory Committee during the year under report.
P. W. D. Advisory Committee.

Water Works and Drainage.

At a capital cost of about Rs. 58 lakhs, Government have provided the City of Trivandrum with protected water supply.

The Willingdon Water Works, Trivandrum. This is one of the most complete and up-to-date water supply systems in India. In point of chemical and bacteriological purity, safety and clarity, the water distributed from the water works of Trivandrum stands comparison with the water supplied in any other town in the world, and is decidedly superior to the water distributed in many Indian towns, the standard of purity being similar to that adopted by the Metropolitan Water Board, London. Samples of the filtrate and the water from the street fountains are collected daily and examined in the laboratory.

The project is worked by Government through the Water Works and Drainage branch of the Engineering Department. Water tax is levied at the rate of three per cent. of the annual rental value of all the buildings situated within the limits of the City. The collection of water tax is carried on by the City Corporation. The receipts of Government from the water works are composed of the water tax less collection charges incurred by the Corporation, centage on materials stocked by Government and issued for house connections, metered ratings, testing fees and other items of miscellaneous water receipts.

A total quantity of 649.43 million gallons of water was distributed in the City during the year against 553.85 million gallons in 1122. The cost of maintenance and operation per 1,000

gallons of water decreased from 9 chs. 12 cash in 1122 to 9 chs. 9 cash in 1123. The rate charged for 1,000 gallons of water for domestic purpose was the same as in the previous year, *viz.* 21 chs. and double this rate if the supply was for non-domestic purposes. There were 658 street fountains in service at the end of 1123 including the 18 fountains erected during the year. Three thousand one hundred and sixty seven meters were also in service at the end of the year, the corresponding figure for 1122 being 2,790.

The reservoir was overflowing the dam all through the year except for the periods from 21-7-1123 to 29-7-1123 and from 13-8-1123 to 15-8-1123 when the level was 145 feet. The maximum level of water reached was 149 feet and the minimum level noticed was 145 feet.

The working condition of Her Highness Maharani Setu Parvati Bayi Water Works, Alleppey, was as a whole, satisfactory. The supply to the town was steady throughout the year. The Alleppey Municipality has to pay the charges for the maintenance of the Water Works. One hundred and seventy two house connections were given during the year, making the total number of connections to 258. A total quantity of 94.74 million gallons of water was supplied to the town during the year against 88.02 million gallons in 1122.

His Highness Marthanda Varma Water Works at Nagercoil was brought into service in 1120. The expenditure on the maintenance of the scheme is to be first incurred by the department and then to be recouped from the Municipality. The dam, reservoir and other structures were maintained satisfactorily during the year. There were 396 street fountains in service at the end of 1123.

Seventy-one house connections were given during the year. A total quantity of 164.93 million gallons of water was supplied to the town during the year against 136.80 million gallons in 1122.

The supply of water was maintained satisfactorily throughout the year, the supply being limited to street taps only. The number of hydrants and street fountains remained the same as in the previous year, viz., 19 and 131 respectively. The total quantity of water supplied during the year was 38.35 million gallons against 35.89 million gallons in 1122.

Sachivottama Sir C. P. Ramaswami Aiyar Water Works, Shen-cotta.

In connection with the Trivandrum Drainage Scheme, sewer laying was in progress in branch lines throughout the year. The total length of sewers laid till the end of the year was a little over 64 miles. Man-holes, ventilators and other works in the portions of the sewers laid were also constructed. Five thousand two hundred and fifty one houses were connected till the end of the year. The expenditure incurred on the Trivandrum Drainage Scheme till the end of 1123 M. E. including investigation was Rs. 30.61 lakhs.

The Trivandrum Drainage Scheme.

MARAMAT DEPARTMENT.

With a view to the efficient working of the Maramat department, the Maramat Section of the Public Works Department was separated from the beginning of the year 1122 M. E., and formed into an independent department in charge of an Executive Engineer working directly under the Government in collaboration with the Devaswom Commissioner. But towards the middle of the year under report, the Maramat department with the officers and staff was placed under the direct control of the Devaswom Commissioner.

Again in Meenom 1123, when the separation of the administration of Devaswom from Government was effected, the Maramat proper works were separated from Devaswom Maramat works and the control of the same was retransferred to the Public Works Department. Works connected with *oottupuras* (feeding houses), *satroms* and other charitable institutions were attended to by the department.

The special temporary staff appointed in 1122 for carrying out the Murajapom Maramat Works such as construction of sheds, repairs to buildings, etc., in connection with the Murajapom ceremony of 1123 was disbanded during the year. A temporary staff attached to Sabarimala special section was also formed for carrying out certain works for the convenience of pilgrims at Sabarimala.

The total expenditure of the Maramat department during the year amounted to Rs. 4,26,569. Of this, a sum of Rs. 2,12,926 was spent on Devaswom Maramat Works.

RAILWAYS.

The total length of the railway line in the State is 98 miles excluding the portion of the Cochin-Shoranur Railway running through the Travancore territory in the Alwaye Public Works Division.

The Quilon-Shencottah section is worked by the South Indian Railway under a guarantee in respect of the interest on the Capital invested on the section by the Government of India. The Capital outlay on the Quilon-Trivandrum section was met by this Government while the extension from Chakai (old terminus of the Quilon-Trivandrum line) to Thambanur was constructed by the State and handed over to the South Indian Railway for being worked as part of the Quilon-Trivandrum section.

The Capital outlay to end of March 1948 was as follows :--

| | | |
|----------------------------|-----|----------------------|
| Quilon-Shencottah Section | ... | I. Rs. 134.61 lakhs. |
| Quilon-Trivandrum Section | ... | I. Rs. 61.02 lakhs. |
| Chakai-Thampanur Extension | ... | I. Rs. 21.45 lakhs. |

The Capital expenditure for the year ended March 1948 on the Quilon-Trivandrum Section including the Chakai-Tambanur Extension was I. Rs. 31,712 against I. Rs. 12,020 during the previous year.

As the accounts were not finally closed on account of the partition of India an advance payment of I. Rs. 5.09 lakhs representing 66½ per cent of the approximate figure was received from the Railway Administration. The estimated Railway receipt for the State was in excess of the corresponding Railway receipt of

1122 by I. Rs. 2.96 lakhs. The increase was mainly due to the increased traffic handled by the Travancore Railway.

The Financial Secretary to Government continued to represent Government on the South Indian Railway Advisory Committee.

ELECTRICAL DEPARTMENT.

*Electrical Engineer
to Government.*

*Mr. P. Joseph John,
B. E., A. M. I. E.*

The Department maintained satisfactory progress in all fields of activity although difficulties continued to exist in the matter of supply of materials and labour. Priority was given to works connected with the supply of power for agricultural purposes. In North Travancore, about 10 miles of 11 K. V. and L. T. lines were constructed for lift irrigation and in the Vembanad area, more than 2 miles of 11 K. V. lines were constructed for supply of power for dewatering. The following are the important works which engaged the attention of the Department during the year under report:—

(i) The investigation of new power schemes on the Mudi-rapuzha.

(ii) Excavation of the foundation for the Madupatty Dam.

(iii) Preliminary works on the water tunnels for Sengulam Scheme.

(iv) Erection of the fifth Generating Set at Pallivasal.

(v) Survey of a 66 K. V. Tie line as well as parallel 11 K. V. line to supply power for Sengulam works.

(vi) The completion of 66 K. V. line from Kundara to Trivandrum and its energising at 11 K. V.

(vii) The completion of the 66 K. V. sub-station building at Trivandrum.

(viii) Carrying out the final survey of the 66 K. V. line from Trivandrum to Thuckalai.

(ix) Survey of the 66 K. V. line from Pallom to Peermade.

(x) Investigation of supply of electrical energy to new centres.

(xi) Conversion of telephone over-head lines into underground cables in the Trivandrum City.

(xii) Providing additional telephone facilities by extending the trunk lines to various parts of the State.

The total number of centres served with power from the Government electric system was 47 against 37 in 1122. The total generation during the year from the Pallivasal generating station and the Thermal station at Trivandrum was 115.27 million units and the energy drawn from Papanassam system was 15.54 million units making a total of 130.81 million units. The Right Bank Station was closed in Chingom 1123 as a result of the increase in the generating capacity of the Pallivasal Power House.

The year under report marked the eighth year of operation of the Pallivasal Hydro-Electric Project. The demand for power for industrial, agricultural and domestic purposes was on the increase and every effort was made to meet the requirements. The erection of the fourth penstock which was started in 1122 was in progress and most of the works were completed. The erection of the fifth generating set was completed during the year.

A preliminary survey of the proposed 66 K. V. Sengulam—Pallivasal Tie line as well as a 11 K. V. line was completed. The Kundara-Trivandrum 66 K. V. line was completed in all respects and energised at 11 K. V towards the close of Medom 1123. The final survey of 66 K. V. line from Trivandrum to Thuckalai was completed and the work of tree cutting and taking of profiles was over when the year ended. The final theodolite survey of the Pallom-Peermade 66 K. V. line was commenced in Meenom and completed for 21 miles out of a route length of 33 miles. The 66 K. V. sub-station building at Trivandrum was completed during the year. Tenders were invited for the construction of the 66 K. V. sub-station building at Thuckalai and the work is expected to be commenced next year.

The capital outlay on the Government Electrical undertaking at the end of the year was Rs. 5,19,20,755 and the net revenue realised was Rs. 13,00,658.

A new Division was formed in Kumbhom 1123 for the investigation of additional power schemes on the Mudirapuzha and Periyar rivers. The preliminary work at Kallarkutty and Panamkutty for the investigation of the Neriamangalam scheme was carried out. *Investigation of New Schemes.* By the end of the year, preliminary investigations in respect of the following works were completed.

(a) Survey of the site of diversion weir at Kallarkutty.

(b) Setting out a possible tunnel line in the range of the hills on the right flank of the river and examination as to its suitability.

(c) Setting out a possible pipe line and survey of the same.

(d) Selecting a suitable site for the power station and survey.

The All State Trunk Telephone had been completed and linked up with the General Trunk Telephone system of India in 1115

Trunk Telephone. M. E. The telephone service in the State increased considerably during the year under report. In order to provide additional facilities for reducing the congestion of calls and eliminating intermediate stations, 11 extension trunk lines were opened during the year. Single channel carrier system for the Alleppey-Cochin trunk was introduced during the year at the instance of the Posts and Telegraph Department raising thereby the trunk circuits between Cochin to Alleppey to three. The total length of trunk telephone lines at the end of the year was 1,153 miles against 1,017 miles in 1122.

Two more Exchanges, one at Sherthalai and the other at the Trivandrum Power House, and two additional public call offices at Haripad and Aramboly were opened during the year under report. The number of telephone connections at the close of the year including extensions was 1,686, the corresponding figure for

1122 being 1,493. There was a phenomenal increase in the number of calls, the number having risen to 350,000 from 302,877 in 1122. The construction of a building for accommodating the Automatic Exchange equipments at Trivandrum which was started in 1122 was completed during the year, except the battery room.

The net revenue realised from the Telephone branch of the Department during the year was Rs. 1.70 lakhs which showed a net return of nearly 6.25 per cent. on the capital outlay. The total expenditure incurred on the Telephone scheme till the end of the year was Rs. 27.23 lakhs.

Daily programme of Broadcasting was introduced in 1122 and its duration was also increased to two hours from 7 P. M. to 9 P. M. The station continued to have daily transmission. A gramophone turn table has been temporarily fitted in the control room for playing records. The total capital outlay on the Radio and Broadcasting scheme at the end of the year stood at Rs. 2.18 lakhs. One thousand two hundred and sixty two possession licenses under the Wireless Telegraphy Act were issued during the year, of which 689 were new licenses.

CHAPTER X.

COMMERCE.

Trade.

The total value of the State's import trade during 1123 amounted to Rs. 43.08 crores as against Rs. 41.06 crores in 1122.

Volume of Trade. Unlike the case of imports, there was a fall in export trade during the year *viz.* to Rs. 42.21 crores as against Rs. 43.08 crores in the previous year. The rise in import trade coupled with the decline of exports resulted in an adverse balance of trade to the extent of Rs. 87 lakhs in 1123. In 1122, however, there was a favourable trade balance to the extent of Rs. 2.02 crores.

Carriage of Trade. Of the total import trade, 8.00 per cent. was carried by land, 23.06 per cent. by rail, 60.69 per cent. by backwater and 8.25 per cent. by sea. Of the total export trade, 6.73 per cent. was carried by land, 24.72 per cent. by rail, 55.47 per cent by backwater and 13.18 per cent. by sea.

In spite of the overall increase in import trade, there was no improvement in the supply position of essential items like food, cloth and mineral oils. Imports of rice, paddy, *Imports.* textiles, cashewnuts, kerosene oil and petrol recorded considerable decline, whereas sugar, tobacco and metals and ores showed improvements. The import figures of the main items are given below:—

| Article. | Unit. | Quantity. | | Value (in lakhs of Rs.) | |
|---------------------------------------|--------|-----------|-----------|----------------------------|--------|
| | | 1122 | 1123 | 1122 | 1123 |
| Rice | Ton | 231,830 | 207,377 | 874.80 | 970.34 |
| Paddy | „ | 20,182 | 8,188 | 41.47 | 23.74 |
| Sugar | „ | 7,552 | 8,462 | 44.27 | 78.66 |
| Cashewnut | „ | 52,315 | 45,124 | 288.85 | 165.40 |
| Kerosene | Gallon | 6,156,597 | 5,001,026 | 62.01 | 53.89 |
| Petrol | „ | 3,490,925 | 3,295,073 | 56.87 | 59.01 |
| Tobacco and prepara- tions thereof | | | | 193.53 | 208.89 |
| Textiles | | | | 437.76 | 356.58 |
| Metals and ores | | | | 129.42 | 153.46 |

The year under review witnessed notable improvement in the export of cashew kernel, cardamom, cocoanut oil, rubber and timber; but the same was off-set by the fall in exports under betelnuts, pepper, tea, ginger, coir and lemon grass oil. In regard to cashew kernel and rubber, there was no rise in value figures corresponding to the increase in quantity. But in the case of pepper, betelnuts and tea, notwithstanding the decrease in quantity, the value figures were considerably higher, owing to the rise in prices. The main items of export that showed no appreciable variation compared to the previous year, were copra and fish. The subjoined statement shows the quantity and value of the principal commodities exported during the years 1122 and 1123.

| Article. | Unit. | Quantity. | | Value (in lakhs of Rs.) | |
|----------------|----------------------|------------|------------|----------------------------|--------|
| | | 1122 | 1123 | 1122 | 1123 |
| Betelnuts | Candy of 500 lbs. | 25,235 | 24,182 | 90.90 | 110.16 |
| Pepper | do. | 65,803 | 57,272 | 287.99 | 458.63 |
| Cardamom | Cwts. | 17,518 | 22,325 | 27.86 | 49.13 |
| Ginger | do. | 119,854 | 106,312 | 46.92 | 48.61 |
| Cashew-kernel | do. | 274,074 | 297,192 | 485.26 | 397.48 |
| Copra | do. | 895,358 | 887,723 | 280.25 | 195.86 |
| Cocoanut oil | do. | 557,667 | 978,667 | 462.39 | 652.06 |
| Coir | ... | ... | ... | 658.61 | 623.43 |
| Tea | Lbs. | 40,680,097 | 38,709,373 | 441.04 | 442.22 |
| Rubber (Raw) | Cwts. | 270,865 | 297,359 | 236.31 | 218.29 |
| Lemongrass oil | Lbs. | 1,053,761 | 530,271 | 82.20 | 16.51 |
| Fish | Cwts. | 198,512 | 197,189 | 74.36 | 75.29 |
| Timber | ... | ... | ... | 57.25 | 62.89 |

PORTS.

Principal Port Officer.

Mr. P. N. Gopala Pillai, B. A.

The Marine Department controls shipping operations within port limits, attends to the maintenance of light houses at the ports and at Aryad and Pallom on the backwaters and advises Government on marine matters generally.

- General.

The Department also attends to the working of the following Acts, viz.,

- (i) The Native Passenger Ships Act, I of 1050 ;
- (ii) The Ports Act, I of 1094 ;
- (iii) The Registration of Ships Act, II of 1095 ;
- (iv) The Public Canals and Ferries Act, VI of 1096, so far as testing the fitness of steam and motor vessels plying in inland waterways is concerned ; and

- (v) The Wrecks Act, I of 1108.

The ports of Travancore are favourably situated in regard to all trade routes between Australia and the Far East on the one hand and Europe and America on the

Situation of other Ports.

Alleppey is the chief sea port of the State. The mud bank which served to afford smooth roads for steamers even during monsoons and which has been a peculiarity and attraction for the port, did not reform at or near the port during the year.

On 23-11-1947 S. S. "Pundit" of the Asiatic Steam Navigation Co., Ltd., drifted and collided with the end of the Pier at Valiathurai and serious damages were caused to the Pier and equipment, the pier structure, winches, cranes, etc.

The weather conditions were favourable for shipping operations throughout the year. Storm warning telegrams were received from Santa Cruz, Bombay, on 115 days in all, constituting 14 different occasions and on receipt of the information, timely notices and warnings were issued to ships, steamship agents and other parties concerned.

Compared to the previous year, there was an increase in the number of steamers that called at the ports in the State, and the sea-borne trade improved considerably during the year under report. The Steamers which called at Alleppey and Trivandrum were mostly

Shipping.

coastal vessels carrying foodgrains for the Government. One hundred and sixty-six steamers with a total tonnage of 461,127 and 237 country craft of 20,087 tons called at the Ports during the year under report, against 148 steamers of 329,946 tons and 184 country craft of 18,904 tons in 1122. But for the accident to the Valiathurai Pier in November 1947, more steamers would have called at the port. The following statement shows the number and tonnage of vessels that called at the various ports of the State during 1123 M. E. :—

| Name of Port. | Steamers. | | Country Craft. | | Total. | |
|---------------|-----------|----------|----------------|----------|--------|----------|
| | No. | Tonnage. | No. | Tonnage. | No. | Tonnage. |
| Alleppey | 110 | 298,020 | 78 | 4,812 | 188 | 297,832 |
| Quilon | 5 | 22,427 | 44 | 6,800 | 49 | 28,227 |
| Tivandrum | 24 | 40,972 | 2 | 421 | 26 | 41,393 |
| Colachel | 5 | 17,925 | 3 | 784 | 8 | 18,659 |
| Munambom | ... | ... | 4 | 183 | 4 | 183 |
| Manakudy | ... | ... | 100 | 7,398 | 100 | 7,398 |
| Koithottam | 22 | 86,788 | 6 | 739 | 28 | 87,522 |
| Kovalam | .. | .. | .. | .. | .. | .. |
| Total | 166 | 461,127 | 237 | 20,087 | 403 | 481,214 |

The receipts of the department during the year under report including port dues and miscellaneous collections amounted to Rs. 23,092 and the expenditure to Rs. 39,371.

Receipts and Expenditure.

The Cochin Harbour.

In the Cochin Harbour Advisory Committee, Travancore was represented during the year under report by Mr. C. Kumara Das, Secretary to Government and Mr. K. C. Karunakaran of the Travancore Chamber of Commerce, Alleppey.

A total sum of Rs. 36,95,079-8-0 was pending repayment to this Government at the end of the year under report on account of the loan advanced by them, for the second and fourth stages of the Harbour Works, for the purchase of a new dredging plant and for the construction of an additional warehouse for the Harbour.

The loan is being repaid in instalments with the interest due thereon. The amount is exclusive of interest accrued from the dates of payment of the last instalment except in the case of the second stage works which is interest free.

A sum of Rs. 37,11,068-16-9- has been taken credit for in the accounts of 1123 as the share due to this Government under the Cochin Harbour Agreement from the Customs receipt of the Harbour.

CHAPTER XI.

MEDICAL RELIEF, PUBLIC HEALTH AND STATISTICS.

Medical Department.

Surgeon General. Mr. S. John, L. M. and S., L. R. C. S.,
L. R. F. P. and S., M. R. C. P.,
D. T. M. and H. (from 1-1-1123
to 1-10-1123 F. N.)

Dr. (Miss) E. Samuel, M. B. B. S.,
L. R. C. P., M. R. C. S., L. M.,
M. R. C. P., F. R. F. P. and S.
(from 1-10-1123 F. N. till the
end of the year).

In organising the various activities of the Medical Department, Government's policy is to see that proper
System of medical aid is made easily available to all
Medical aid. classes of people in the State.

The year under report was the third year of the reorganisation of the State medical institutions on a three-year plan according to which the General Hospital, Trivandrum and the District Hospitals at Quilon, Alleppey, Kottayam and Alwaye were to be "Major Hospitals" equipped with all modern facilities for medical aid, while all the other institutions were to be "Minor Hospitals" and "Dispensaries" serving as feeder institutions to the Major Hospitals. All the State medical institutions were under the direct control of the Surgeon General.

The Medical advisory Committee which was reconstituted in 1122 met once during the year. The Com-
Medical Advisory Committee. mittee recommended to Government the opening of a full-time dispensary at Ezhupunna an evening dispensary at Ettumanoor and a bi-weekly dispensary at Vengoor.

The number of Government medical institutions in the State at the end of the year under report was 148 as against 140 at the end of the previous year. This difference in the number of institutions was caused by the opening of four more dispensaries in the State, viz., at Ozhavoor, Alachakonam, Kottukkal and Poonthura and the discontinuance of the temporary Government dispensary at Sethuparvathipuram. Twenty allopathic medical institutions continued to receive grants-in-aid throughout the year. The classification of the medical institutions in the State is as follows:—

| | | |
|--------------------------------------|-----|--|
| Major Hospitals | ... | 5 |
| Minor Hospitals | ... | 27 (including seven special institutions.) |
| Dispensaries | ... | 107 (including full-time, Bi-weekly, Temporary Malaria and Evening Dispensaries) |
| Leprosy Survey and Treatment Centres | ... | 4 |
| Grant-in-aid institutions | ... | 20 |

The following comparative statement shows the extent of medical relief afforded during 1122 and 1123, by *Medical Relief*. the Government and grant-in-aid medical institutions in the State:—

| Particulars. | 1122 | 1123 |
|--------------------------------------|-----------|-----------|
| | Rs. | Rs. |
| Number of in-patients treated | 109,171 | 115,275 |
| Number of out-patients treated | 2,284,913 | 2,398,286 |
| Daily average of in and out-patients | 19,563 | 19,601 |
| Number of beds available | 4,572 | 4,684 |
| Percentage of Mortality | 2.08 | 1.99 |
| Post-mortem examinations :- | | |
| Medico-legal | 850 | 789 |
| Pathological | 19 | 84 |
| Number of surgical operations | 99,729 | 128,897 |

The total number of labour cases conducted in all the Government medical institutions in the State during the year under report was 20,201. Of these, 7,663 cases were *Midwifery aid.* attended to by the medical officers and midwives jointly, 12,306 cases by the midwives alone and the remaining 232 cases by doctors with or without the assistance of midwives. There were 132 midwives working in the department in 1123.

Classes were held for the training of male and female nurses, compounders and midwives. Mrs. Rukmoni S. Aiyangar continued to be the Superintendent of the Nursing class during 1123. Two Nursing Sisters were deputed to attend the annual conference of the Trained Nurses' Association of India held at Lucknow in November 1947. Four Medical Officers were also deputed to attend various conferences outside the State during the year.

Four candidates were selected during the year for admission to the Madras Medical College for the M. B. B. S. course that commenced from July 1948 and two candidates for admission to the M. B. course in the R. C. Kar Medical College, Calcutta. In pursuance of the Scheme of sending Ex-army Licentiates from the State for the condensed M. B. course in the Lake Medical College, Calcutta, on the basis that the expenditure on account of the training of these candidates would be shared equally by the Travancore Government and the Government of India, one candidate was selected for admission to the Lake Medical College, Calcutta for the second Session of the M. B. course and four candidates for the third Session of the course.

A committee of experts was appointed during the year for formulating a definite scheme for starting a Medical College in Travancore. *Rajyasevanirata* Dr. C. O. Karu-

Medical College.

nakaran and Dr. R. Kesavan Nair were deputed to visit some of the Medical Colleges in India to acquaint themselves with the working of the institutions and to contact the eminent members of the profession there, before drawing up the scheme for the establishment of the Medical College. These two doctors after their visit, submitted their report to the Committee.

The General Hospital, Trivandrum, is the premier institution in the State. There are two surgical units and three medical units in the hospital. During the year, the

General Hospital, Trivandrum. General Hospital treated 16,322 in-patients and 80,831 out-patients. The X-Ray Section of the King George V Silver Jubilee Memorial X-Ray and Radium Institute attached to the hospital attended to a larger number of X-Ray examinations in 1123 than in 1122. The Dental Section treated 9,208 cases, the daily average being 29 against 32 in 1122. In the Bronchoscopic Clinic and Ear, Nose and Throat Section, the daily average attendance was 46.3 against 41.1 in the previous year. Four thousand one hundred and seventy three out-patients and 287 in-patients were treated in the Skin and Venereal Section, and 884 cases were attended to in the Maternity Ward attached to the hospital.

The Women and Children's Hospital, Trivandrum, attended to 15,373 in-patients during the year against 14,765 in the previous year. The total number of out-patients treated was 59,671 against 59,840 in 1122. Obste-

Women and Children's Hospital, Trivandrum. tric and gynaecological cases numbered 4,088 and 16,216 respectively during the year under report. The number of operations performed was 5,921 against 8,284 in 1122. The percentage of mortality among operated, obstetric and gynaecological cases was 0.2, 0.28 and 0.16 respectively.

Three thousand two hundred and two in-patients and 37,449 out-patients were treated in the Government Ophthalmic Hospital

Ophthalmic Hospital, Trivandrum. Trivandrum, against 2,264 in-patients and 32,478 out-patients treated in 1122. The number of surgical operations performed in the hospital decreased from 1,195 in 1122 to 1,004 during the year under report.

Out of the 343 patients treated in the Hospital for Mental Diseases at Oolampara during the year, 75 cases were cured, 21 improved and 10 cases were discharged without

Hospital for Mental Diseases, Trivandrum. improvement. The number of patients who died during the year was 27 leaving a balance of 210 patients in the institution at the end of the year. Various industries and amusements

were provided for the inmates of the institution. The patients who could read were supplied with newspapers, Malayalam periodicals, illustrated papers and novels.

The Leprosy Sanatorium, Noornad had 1,408 patients under treatment during the year, of whom 839 were

Leprosy Sana- discharged as follows :-
torium, Noornad.

| | | |
|------------------|-----|-----|
| Disease arrested | ... | 188 |
| Improved | ... | 236 |
| Not improved | ... | 415 |

Sixty-three patients died in the institution and 506 patients remained under treatment when the year closed.

The Tuberculosis Hospital, Nagercoil is becoming more and more popular and useful every year as evidenced by the increasing number of patients attending the institution.

Tuberculosis Additional staff was appointed in the hospital
Hospital, Nager- during the year to cope with the increase of
coil. work. Six hundred and eighteen in-patients were treated in the institution during the year, as against 660 in the previous year. The out-patients treated numbered 12,085. The accommodation for in-patients remained the same as in the previous year, viz., 176 beds in the general wards and eight in the pay wards.

The nine medical institutions which have been declared centres for anti-rabic treatment, continued to function during the year. Altogether 3,978 patients were treated in these centres during the year as against 3,408 patients in 1122.

Although there are facilities for the treatment of malaria cases in all the medical institutions in the State, malaria cases in large numbers have been treated in the Govern-

Malaria Treat- ment hospitals and dispensaries situated in the
ment Centres. hilly tracts where the disease generally occurs in an endemic form. Seventeen temporary malaria dispensaries were functioning during the year as against 18 in 1122. The total number of malaria cases treated in all the temporary malaria dispensaries was 132,119 the corresponding figure for 1122 being 123,419.

The total expenditure of the department during the year was Rs. 32,31,781 as against Rs. 24,61,683 in the previous year.

Finance.

AYURVEDA DEPARTMENT.

Honorary Director.

*Vaidyasastranipuna L. A. Ravi
Varma, M. B. & C. M.
(Madras), D. O. M. S.
(London). (from 1-1-1123
to 2-11-1123).*

*Mr. M. N. Kesava Pillai, B. A.,
A. M. & S. (Benares)
(from 3-11-1123 till the
end of the year.) In addi-
tional charge.*

State aid to the Ayurvedic system of treatment dates back to 1065 M. E. (1889-90) when an Ayurveda Patasala (school) was established and a policy of giving grants to qualified *Vaidyans* (practitioners) was adopted. In 1093 M. E. (1917-18) the present Ayurveda Department was constituted and an Ayurveda Hospital and Dispensary was established at Trivandrum. The curricula of studies in the Ayurveda schools were revised on a scientific basis to suit modern requirements and the Ayurveda Patasala was subsequently raised to the Status of a college.

In addition to the two Government Ayurveda Hospitals, one at Trivandrum and the other at Neyyattinkara
Ayurveda Hospitals. the five private hospitals at Nagercoil, Kattathura, Kilimanoor, Quilon and Palai continued to receive grant from Government.

The average daily attendance of patients including repetition during the year was 747 against 785 in 1122. The average duration of treatment undergone by each patient was 22.21 days as against 24 days in 1122 and the average daily cost of dieting per head was 9 chukrams and one cash against 8 chukrams and four cash in the previous year.

The number of patients subjected to *Panchakarma* forms of treatment was 619 against 627 in the previous year while the

number treated in the *Marma chikitsa* ward was 4,908 against 4,687 in 1122.

There were 50 beds in the in-patient ward. The total number of patients treated in the ward was 855 against 789 in 1122.

As in the previous years, the Government Ayurveda Pharmacy manufactured and supplied the medicines required for the Government Ayurveda Hospitals at Trivandrum and Neyyattinkara, the Dispensaries at Thiruvella, Nedumudy and Shencottah and for the special temporary Vaidysalas at Pampa and Sabarimala. All the medicines required in connection with the Murajapom festival during the year were also supplied from the Pharmacy. Medicines were also sold to the public through the sales depot attached to the Pharmacy. As in previous years the students of the Ayurveda College were given practical training in the Pharmacy in the preparation of medicines and in the identification of drugs. The students of the Pharmacists' Course were also given training in the above subjects.

The Ayurveda Dispensary and *Visha Vaidya* School opened in Thiruvella in 1122 continued to function during the year and rendered medical aid in general diseases with special facilities for the treatment of snake bites. The number of patients treated in the general ward was 16,217 and that treated in the *Visha* ward was 918 during the year. A new dispensary was opened at Shencotta at the beginning of the year under report. The Ayurveda Dispensary at Nedumudy also continued to function during the year.

During the year under report, 22 new Vaidyasalas were awarded grants-in-aid by Government. This raised the total number of grant-in-aid Vaidyasalas at the end of the year to 211. Of these, 169 were for general treatment and the remaining 41 were for special treatment. Thirty-five of these special Vaidyasalas

were for *Visha chikitsa* (poison treatment), four for *Bala chikitsa* (treatment of children's diseases), two for *Netra-chikitsa* (eye treatment) and one for *Marma chikitsa* (treatment of fractures, dislocation of bones, etc.). Of the above said 211 Vaidyasalas, two were under the Unani system, 11 under the Siddha system and the rest were under the Ayurvedic system.

During the year under report, nine temporary Vaidyasalas
Temporary were opened in connection with festivals as in
Vaidyasalas. the previous year.

The following statement shows the distribution of patients
in the various Ayurvedic institutions in the
Relief. State for 1122 and 1123 M. E.

| INSTITUTIONS. | | 1122 | 1123 |
|---|---------------|---------|---------|
| Government Ayurveda Hospital Trivandrum. | In-patients . | 789 | 855 |
| | Out-patients. | 72,929 | 80,455 |
| | Total. . | 73,718 | 81,310 |
| Ayurveda Hospital and Dispensary, Neyyattinkara. | In-patients . | 335 | 414 |
| | Out-patients. | 23,824 | 22,311 |
| | Total. . | 24,159 | 22,755 |
| Ayurveda Dispensary and Visha Vaidya School, Thiruvella. . | | 7,171 | 17,185 |
| Shencottah Dispensary including Achencoil . | | ... | 5,496 |
| Ayurveda Dispensary, Nedumudy . | | 5,182 | 12,181 |
| Grant-in-aid hospitals . | | 60,179 | 62,814 |
| Do. Vaidyasalas. . | | 579,138 | 616,051 |

The Ayurveda College conducted courses for the *Vaidya Sastri* and the *Vaidyakalanidhi* examinations, the former representing the High School course extending to three years and the latter representing the College course extending to two years. The strength of the College at the beginning of the year was 141 including 26 students in the Ayurvedic Entrance class. Of the total strength, eight were girl students.

The special course in *Netra chikitsa* which was held in abeyance at the end of 1122 was reopened during the year from Edavom 1123 with the sanctioned number of six students. The special courses in *Visha chikitsa* and *Marma chikitsa* were not conducted for want of eligible candidates for admission to the respective courses. The special courses for the training of Ayurvedic Nurses and Pharmacists (compounders) continued to be run during the year.

Six public Examinations were conducted at Trivandrum during the year for the general course. The number of candidates appeared for the Ayurveda examinations (including class examinations) was 178 against 230 in 1122.

The work of editing Ayurvedic text books was continued in 1123 also. The first volume of the work *Sarira* was got printed from the Government Press and was put on sale. The preparation of the book on Pharmacognosy of Ayurvedic drugs undertaken by the Travancore University was in progress at the end of the year. The preparation of the third volume of the book on *Nidana* (Diagnosis) was also in progress at the end of the year.

The expenditure incurred by the department during the year was Rs 2,16,060 against Rs. 1,30,377/. in the previous year.

PUBLIC HEALTH DEPARTMENT.

Director of Public Health.

Rajyasevanirata Dr. M. K. Gopala Pillai, M. R. C. S., L. R. C. P., D. P. H. (Lond.) Dr. P. H., F. R. S. (Trop.) M. & H., F. R. I. P. H. (from 1-1-1123 to 2-11-1123 A. N.

Dr. N. Krishnan Tampi, M. B. B. S., B. S. Sc., Dr. P. H. (from 2-11-1123 A. N. till the end of the year).

The State is divided into three Public Health Districts, the Northern, the Central and the Southern and their respective jurisdictions are allocated to correspond closely with

General. the Revenue Divisions. The immediate control and supervision of each Public Health District is vested in a District Health Officer. Every taluk in the State is provided with a local health organisation, *viz*, the Sanitary Circle Office; and these institutions cater to the public health needs of the people in the respective taluks. The prevention and control of epidemics and the collection of accurate vital statistics have been considerably facilitated by these taluk Health organisations functioning throughout the State.

The principal activities of the Department in 1123, were the registration of vital statistics, prevention and control of epidemics, attending to the work in connection with medical entomology, meternity and child welfare, imparting education to the public in public health and sanitation and conducting milk canteens and nutrition surveys. *

There was progressive development in the activities of the department during the year. The additional field staff of Sanitary Assistants and Sanitary Inspectors appointed in 1122 as per the Vital Statistics Scheme under post-war Reconstruction plans in ten taluks in the State and in the Health Units of Vaikom and Shertallai continued in 1123 also and six more taluks were provided with Sanitary Inspectors during the year.

The number of births registered in the State rose from 172,655 in 1122 to 181,070 in 1123 consisting of 92,563 males and 88,507 females, the ratio of male births to female births being 104·58 against 106·19 in 1122. The birth rate calculated on the census population was 29·83 per mille, that for 1122 being 28·44. There were 1,641 still-births against 1,442 in the previous year, and the rate of still-births per mille of live-births was 9·06 against 8·35 in the previous year.

Vital Statistics.

The number of deaths registered rose from 60,929 in 1122 to 64,740 during the year under report. Of these, 32,831 were males and 31,909 were females, the ratio of male deaths to 100 female deaths being 102·89 as against 106·93 in 1122. The death rate for 1123 was 10·6 per mille of the census population and 9·55 per mille of the estimated population for the year. The increase in the number of deaths registered in 1123 as compared with the number of deaths in 1122 is to be attributed to the improvement in registration of deaths consequent on the appointment of additional field staff in 16 taluks in the State and in the Health Units of Vaikom and Shertallai under the Post-war Reconstruction Scheme.

The number of infant deaths recorded was 10,383 and infant mortality rate per thousand live-births was 57·34. The corresponding figures for 1122 were 9,486 and 54·94 respectively.

The increase in population (excess of births over deaths) based on the vital statistics for the year under report was 116,330 against 111,726 in 1122.

The public health conditions in the State during 1123 were normal, though the State was threatened with an outbreak of cholera epidemic particularly in the taluks of South Travancore and Shencottah and with an epidemic of malaria in certain taluks in South Travancore. There were a few sporadic cases of small-pox mostly in Kunnathunad taluk. All these cases of outbreaks were speedily brought under control by adopting prompt and effective preventive measures.

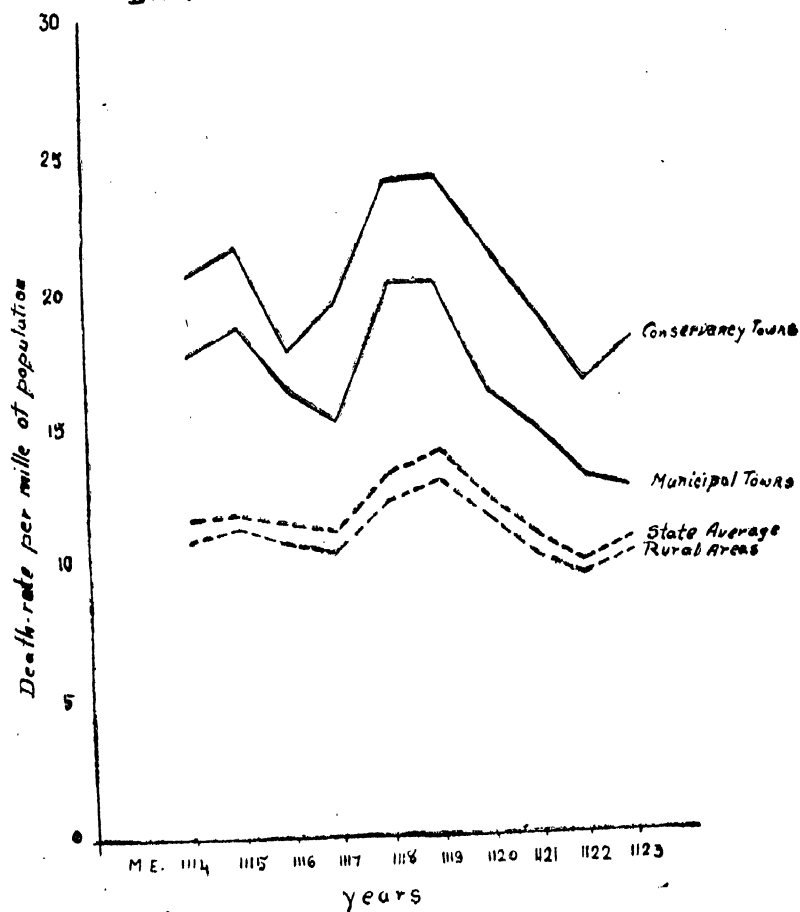
Diseases.

The following comparative statement shows the number of deaths in 1122 and 1123, and the causes therefor :—

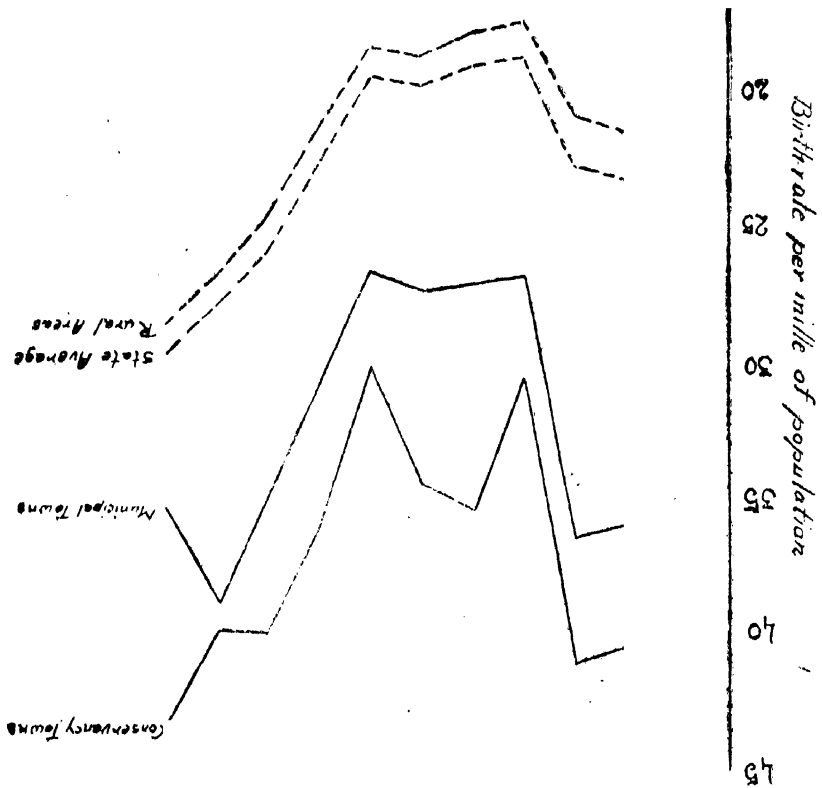
| Principal causes. | Deaths. | |
|----------------------------|---------|--------|
| | 1122 | 1123 |
| Small-pox | 101 | 9 |
| Cholera | ... | 58 |
| Plague | 2 | ... |
| Typhoid | 373 | 405 |
| Fevers (including malaria) | 14,782 | 13,969 |
| Bowel diseases | 4,817 | 4,861 |
| Diabetes and Carbuncle | 2,222 | 2,325 |
| Tuberculosis of the lungs | 3,637 | 3,739 |
| Other respiratory causes | 3,177 | 3,132 |
| Injuries | 1,137 | 1,053 |
| All other causes | 30,681 | 35,189 |
| Total | 66,929 | 64,740 |

As early as in Chingom 1123, the State was threatened with an outbreak of cholera epidemic. Early warnings were issued to the field staff of the Department particularly in South Travancore and Shencottah to keep a sharp lookout for suspicious cases and to start inoculation in susceptible areas. The Municipal authorities of Nagercoil, Shencottah and Colachel were instructed to keep in readiness adequate quantities of drugs and equipments for the treatment and control of the disease. The Taluks of Thovala, Agasteeswaram and Shencottah were declared as areas threatened with an outbreak of cholera under Section 74 of the Public Health Act. Two cholera Observation Camps were established at Aramboly and Anjugramom on the frontier routes to Tinnevely from South Travancore. Inoculation on a campaign basis was conducted to protect the population of the affected areas. As a result of the above measures it became possible to keep the inci-

Death rates in Travancore during the years 1114 - 1123 M.E.



Birth-rates in Travancore during the years 1114-1123. NE



years
1114 1115 1116 1117 1118 1119 1120 1121 1122 1123

dence of the disease at a very low level in all affected localities. The beach villages at Colachel and Poonthura (in Trivandrum) and Neyyattinkara Health Unit were the most affected localities besides Shencottah taluk in Central Travancore. There were in all 113 attacks and 58 deaths only during the year under report as compared with 9,800 attacks and 6,605 deaths in the epidemic in 1118.

The State was practically free from smallpox during the year. The total number of attacks and deaths were 23 and 9 respectively
Smallpox and as against 198 and 101 in 1122. The Kunnathunad taluk was the place mainly affected.
Vaccination.

As in the previous year, vaccination was enforced throughout the State as a compulsory measure. The total number of vaccinations performed during the year was 1,013,721 of which 416,413 were primary and 597,308 were revaccinations. The success rates in respect of primary and revaccination cases were 90.30 and 51.03 per cent. respectively.

The State was free from plague during the year. But the plague preventive measures were continued as usual in the Municipal towns of Alleppey and Quilon and in the High Ranges.
Plague.

Typhoid was prevalent in most of the Taluks and towns during the year though not in an epidemic scale. There were 2,255 attacks and 405 deaths from typhoid in 1123
Typhoid. as against 1,846 attacks and 373 deaths in 1122. The department conducted 9,147 typhoid inoculations during the year under report.

The incidence of malaria during the year was normal except for the epidemic outbreak in Neyyattinkara, Nedumangad, Vilavancode and Kalkulam taluks. In order to control the outbreak of malaria, additional staff with the necessary funds was sanctioned. A truck was also placed at the disposal of the Malaria Officer for speedy transmission of insecticides and medicines to the field staff. The control measures adopted consisted
Malaria Control Measures.

chiefly of D. D. T. spraying of all houses in the affected areas and house to house Paludrine distribution. Two new malaria dispensaries one at Kottakkal in Kunnathukal pakuthi and another at Vazhichal in Ottasekharamangalam pakuthi in Neyyattinkara taluk in connection with the Scheme for land cultivation and colonisation of Kanipet lands by ex-Servicemen, were also opened during the year.

The Malaria Control Units established at Kattakada, Peroorkada, Mannamkandam, Kumili, Marayoor and Peermade were continued during the year. The anti-malaria measures in connection with the Kodayar extension scheme at Perinchani and Sengulam Hydro-Electric Scheme were also continued. The State-wide survey preliminary to formulating a scheme for control of malaria by the use of D. D. T. started in 1122 was continued during the year. Mosquito control work was continued in the Municipal towns of Kottayam, Alleppey, Quilon and Neyyattinkara.

Pistia clearance which is the most important work in connection with filariasis control was carried out over a total area of about 400 acres during the year as against 454 acres in 1122. The filariasis control measures started in Ambalapuzha in 1121 were continued in 1123. During the course of the year under report the area of operations was extended South to North from Thottapalli to Neermukkom and East to West from Karumadi Bridge to the Sea.

The Health Unit, Neyyattinkara, is an all-comprehensive rural health organisation covering an area of 40 square miles and it serves also as a demonstration and training centre for health workers. All the important public Health activities are being attended to on an intensive scale in this Health Unit.

The health conditions in the Unit area were practically normal during the whole of the year except for a few local outbreaks of cholera in Meenon 1123. The general death rate in the Unit was 10.4 per mille against 9.9 in the previous year. The midwives attached to the Unit attended to 39 per cent. of the total births as in the previous year. Infant mortality numbered 173 against 150 in the preceding year.

The two Health Units at Vaikom and Sherthalla started in 1122 under the Post War Reconstruction Scheme were continued in 1123 also. In view of the fact that the services of qualified Medical Officers for supervisory work had not become available, it was not possible to start all the usual activities carried on in Health Units. No midwife also was available under the scheme. Hence the Health Units had to function as Taluk Health Organisations brought under the Vital Statistical Scheme confining attention to Vital Statistical work, vaccination, control of communicable diseases and rural sanitation.

Rural Maternity and Child Welfare Centres are working in many parts of the State. These institutions are proving more and more popular as is evidenced by the incre-

Maternity and Child Welfare Work. asing demand for additional centres. Including the five additional centres opened during the year under report a total of 43 such institutions were established in the State by the close of the year. The midwives attached to these centres conducted visits, registered pregnant cases and rendered the necessary help.

The major towns in the State *viz.*, Trivandrum City, Alleppey and Nagercoil employed Lady Doctors or nurses (Health Visitors) to carry on maternity and child welfare work. The twenty midwifery centres established in 1122 under the Post-war Reconstruction Scheme continued in 1123 also. Four of these were conducted by the Public Health Department, fourteen by the Village Uplift Department and two by the Village Unions and Panchayats.

The Milk Canteens which were organised under the auspices of the Friend's Ambulance Unit, Calcutta, for the free distribution of condensed milk and multi-vitamin tablets to

Milk Canteens. the expectant and nursing mothers and to under-nourished children continued to function throughout the year under report. There were altogether 255 canteens working at the close of the year and the average monthly attendance in each canteen was about 2,700. Ninety tons of milk,

453 cases of biscuits, 1,369 cases of canned food stuffs and 22.51 lakhs of multivitamin pills were distributed through these canteens during the year.

The State Nutrition Committee continued to function during the year and tendered advice, on questions connected with nutrition investigations, surveys and propaganda, etc., in the State.

Nutrition Committee.

During the year under report, 303 offences were detected under the Public Health Act, of which 294 cases under abated after the issue of notice. Six cases were the Public Health prosecuted, of which three ended in conviction.

Act.

The object of the health education section is to enlist the co-operation of the public in the department's working and to arouse in the people a sense of their responsibility in the matter of preservation and promotion of public health. Several lectures and talks on subjects relating to public health were given during the year, and pamphlets and posters were widely distributed. The lecture campaign was carried out mostly in rural areas for the dissemination of popular knowledge on nutrition, hygienic living and prevention of diseases.

Public Health Education.

As usual, a vacation course in hygiene was held in Adoor in aid of the teachers. A hygiene class for the officers of the Central Prison, Trivandrum, who had to take a short course of instruction in hygiene for the jail Officer's Test was also conducted as in the previous year.

Rural sanitation work consists of the sinking of new wells, repairs, cleaning and disinfection of existing wells, street lighting and sweeping, attending to the sanitation of markets and centres of fairs and festivals, installation of sanitary privies and epidemic control measures.

Rural sanitation.

During the year under report, there were 86 conservancy stations as against 79 in 1122. Seven hundred and eighty two markets were inspected during the year. Special arrangements

were made in connection with 55 fairs and festivals. Twenty-seven wells were improved during the year, 594 tanks and 14,989 wells and other water sources were disinfected. Two hundred and twenty three latrines were installed during the year against 522 in 1122.

The receipts of the department amounted to Rs. 25,101 *Receipts and* against an expenditure of Rs. 11,31,308. *Expenditure.*

Medical Council.

The number of applications for registration as medical practitioners pending at the commencement of the year was 965 and the number received during the year was 350, making a total of 1,315 applications for disposal during the year. Out of these, 229 applications were registered during the year under the following heads :—

| | | |
|------------|-----|-----|
| Allopathy | ... | 64 |
| Ayurveda | ... | 128 |
| Siddha | ... | 20 |
| Homeopathy | ... | 12 |
| Dentistry | ... | 5 |
| Total | ... | 229 |

Including 6,651 registrations effected previously, the total number of applications registered till the end of the year under report was 6,880. A total of 4,588 Certificates of Registration were issued to the medical practitioners under the following heads :—

| | | |
|------------|-----|-------|
| Allopathy | ... | 609 |
| Ayurveda | ... | 3,311 |
| Homeopathy | ... | 550 |
| Dentistry | ... | 115 |
| Unani | ... | 3 |
| Total | ... | 4,588 |

CHAPTER XII.

PUBLIC INSTRUCTION.

From very early times the village school master, styled the *Asan*, imparted education of a rudimentary character in Malayalam or Tamil. He was remunerated by the people themselves. The principal subjects taught were reading, writing, arithmetic and the elements of astronomy for the simple calculations required for domestic rituals and for determining the chief periods of agricultural operations. The old village schools taught boys and girls together. The State's direct activity in the field of education began over a century ago. The duty of the State to impart public instruction was recognised so long ago as 992 M. E. (1817 A. D.) when Her Highness Rani Gouri Parvati Bayi issued a rescript in which Her Highness resolved "that the State should defray the entire cost of the education of its people in order that there might be no backwardness in the spread of enlightenment among them, that by diffusion of education they might become better subjects and public servants and that the reputation of the State might be advanced thereby." Christian Missionaries opened two English schools, one at Kottayam and the other at Nagercoil in the years 1816-19 and they were given substantial aid from the Government in the shape of grants of land. The first Government English school was started in 1834 at Trivandrum and this institution slowly and steadily developed into the Maharaja's high school and college. An English school for girls was opened at Trivandrum in 1863 by the Zenana Mission and next year was opened the Maharaja's English High School for girls which has since developed into a college for women. The first Normal School was founded in 1885 and it developed in 1911 into the Training College. A Sanskrit school was opened in 1889 which subsequently developed into the Sanskrit College. The first Director of Public Instruction was appointed in 1084 M. E.

*Historical
Survey.*

(1909 A. D.) and this was followed in the next year by the promulgation of the Education and Inspection Codes, which marked the inauguration of the existing educational system and policy. The University of Travancore was established by Act I of 1113 M. E. promulgated by His Highness the Maharaja Sri Chitra Tirunal on the 1st November 1937. The University has made adequate provision for pure academic studies of the highest standard and the pursuit of knowledge in all the various branches, the distinctive characteristic of this University being the emphasis laid on technological studies, scientific research and the promotion of indigenous art and culture.

The educational system of Travancore consists of three important branches *viz.*, Primary Education, Secondary Education (Middle and High Schools) and the Collegiate

Educational System. Education. There are also special schools for the teaching of Sanskrit, technical schools

for giving vocational instruction and institutions for the training of teachers. Primary schools teach up to class V, the course of instruction being mainly reading, writing, arithmetic and simple lessons in History, Geography, Civics Nature-study and Hygiene. 'Art and Craft' is a compulsory subject for primary classes. Provision is made for the teaching of Music, Needlework and Domestic Economy to girl pupils. After the primary course, a pupil pursues his studies in the Middle School (Forms I to III) and thence in the High School (Forms IV to VI) at the end of which he has to sit for the E. S. L. C. Examination. A pupil coming out successful in the E. S. L. C. Examination can either go in for higher studies or can enter public service. The existing Malayalam and Tamil Middle and High School classes are being progressively abolished from the beginning of the school year 1947-48. There are separate Middle and High Schools for boys and girls, but girls are admitted to schools for boys in localities where there are no separate schools for girls. Girls were paying half the rate of fees prescribed for boys in schools and colleges till 11.7. From that year full rates began to be levied from the girl students in

colleges and three fourth rates from girls in schools. From Edavam 1122 fees at full rates are realised from girl pupils in schools too. A notable feature in the domain of education is the part played by private agencies. Institutions from Primary Schools to Colleges are run by them. They share with the Government the task of public instruction and are paid substantial grant by Government. The expenditure incurred by Government in 1123 on account of grants-in-aid to private educational institutions amounted to Rs. 5.37 lakhs.

In the matter of education the Government have always pursued a liberal and progressive policy, and the remarkable advance made by Travancore in the past few decades which has brought the State to the forefront of educated India, has been due to their sedulous and fostering care. As regards

Educational Policy.

primary education, its importance has been recognised and everything practicable is being done to make it compulsory and universal. In pursuance of this policy, the Travancore Primary Education Act was promulgated by His Highness the Maharaja in 1121 enabling Government to assume within a period of ten years the full control of all primary education in the State. Consistently with the educational policy of the State, the education of backward communities has been systematically encouraged by the grant of special concessions and facilities to pupils belonging to such communities. Special schools are also provided for the benefit of certain communities like Kshatriyas and Malayala Brahmins who still show reluctance to send their children to school if there are no separate schools for them.

UNIVERSITY OF TRAVANCORE.

The recommendations of the Education Reorganisation Committee regarding the reorganisation of University Education with due regard to post-war developments were accepted by the Senate in 1121 and steps were taken to implement gradually those recommendations. The Committee had recommended the institution of the three year Degree courses, the abolition of the

General.

Intermediate Examination and the institution of an entrance Examination for admission to the University. A beginning in this direction of inaugurating the new courses was made by the passing of an ordinance instituting the University Previous Examination and two Pre-University Schools were started in 1122. The first University Previous Examination was held during the year under report, which was followed later in the year by the institution of the new three-year Degree course. The new classes were started in the University College, Trivandrum in Mithunom 1123, the admission to the Junior Intermediate class in the College being stopped from that date. All the persons who passed the University Previous Examination were guaranteed admission to the three-year Degree course in the University College.

In addition to the steps taken to reorganise the scheme of University education, the following were the noteworthy events of the year :—

1. The opening of the N. S. S. College at Trivandrum with the Intermediate and Degree classes in the faculties of Arts, Science and Oriental Studies.
2. The starting of the Sree Narayana Pre-University School at Quilon.
3. The institution, by the Senate, of a Diploma in Secretarial Practice and Office Management.
4. The starting of a new division, *viz.* the division of Mineral Survey and Research, in the University to investigate the mineral resources of the State and the appointment of Mr T. R. M. Lawrie, Senior Geologist of the Geological Survey of Scotland, as Director of Mineral Survey and Research.

The Boards of Studies in Statistics and Textile Technology, the terms of which expired during the year, were reconstituted. The Syndicate held nine meetings and the Senate two meetings during the year under report.

As mentioned earlier, the new three-year Degree classes were started in the University College during the year. The special course in French started for the benefit of

New Courses of Studies. Science teachers and Research students in the University College in 1122 was continued during the year. An M. Sc. course in Botany was started in the University College in 1123. A new group of optional subjects, Economics Main and History Subsidiary was opened in the University College for the B. A. Degree course.

The Civil Maistry's class in the Engineering College started at the end of 1122 was continued during the year. At the request of the Director of Public Health, a special course for the training of Sanitary Inspectors employed in the Public Health Department of the State was started during the year in the Engineering College. Thirty-one persons, recruited from the Public Health Department, were given special training for six months. The Special Chemical Engineering course started in the Engineering College during 1122 was concluded during the year.

The exhibition of educational films and films of topical interest under the Visual education scheme was suspended during the year. The Indian Air Training Cadet classes opened in the Engineering College in 1119 was also suspended during the year by the Air Headquarters, India, pending the formation of the National Cadet Corps.

Under the administrative control of the University, there are six Government Colleges in Trivandrum besides the Institute of Textile Technology. There are six private colleges in the mofussil admitted to the privi-

Institutions. leges of the University. The Central Research Institute, the Public Health Laboratory, the Public Library at Trivandrum, the Oriental Manuscripts Library, the Observatory and the School of Arts are also under the administrative control of the University.

A total number of 8,223 students including 1,640 women students were studying in the various educational institutions under the University, the corresponding figures for the previous year being 6,199 and 1,316.

Strength.

A statement showing the distribution of these students in the several institutions is given below:—

| Sl. No. | Name of Institution. | Men. | Women. | Total. |
|---------|---|-------|--------|--------|
| 1 | H. H. the Maharaja's University College, Trivandrum | 1,205 | 422 | 1,627 |
| 2 | H. H. the Maharaja's College for Women, Trivandrum | ... | 666 | 666 |
| 3 | H. H. the Maharaja's Training College, Trivandrum | 88 | 54 | 142 |
| 4 | H. H. the Maharaja's Law College, Trivandrum | 246 | 28 | 269 |
| 5 | H. H. the Maharaja's Sanskrit College, Trivandrum | 114 | 15 | 129 |
| 6 | College of Engineering, Trivandrum | 490 | ... | 490 |
| 7 | Research Department (M. Sc. Statistics) | 18 | ... | 18 |
| 8 | Institute of Textile Technology, Trivandrum | 74 | ... | 74 |
| 9 | St. Berchman's College, Changanacherry | 1,252 | ... | 1,252 |
| 10 | Union Christian College, Alwaye | 538 | 109 | 647 |
| 11 | Sanatana Dharma College, Alleppey | 194 | 50 | 244 |
| 12 | N. S. S. Hindu College, Trivandrum | 565 | 31 | 596 |
| 13 | C. M. S. College, Kottayam | 448 | 186 | 629 |
| 14 | Scott Christian College, Nagercoil | 250 | 15 | 265 |
| 15 | Diploma Course in Shorthand and Typewriting, Trivandrum | 28 | 6 | 34 |
| Total | | 5,505 | 1,577 | 7,082 |

The ninth convocation of the University was held on the 8th November 1947. His Highness the Chancellor presided over the convocation and the following Degrees were conferred:—

| | <i>In person.</i> | <i>In absentia.</i> |
|-----------------------------------|-------------------|---------------------|
| Ph. D. (Faculty of Science) ... | 1 | ... |
| Master of Arts .. | 7 | 1 |
| Master of Science ... | 3 | 7 |
| Master of Science (Statistics)... | ... | 3 |

| | | |
|-----------------------------------|-----|-----|
| Master of Science (Research) ... | 1 | 1 |
| Bachelor of Laws ... | 21 | 29 |
| Bachelor of Teaching ... | 43 | 43 |
| Bachelor of Science (Engineering) | 11 | 7 |
| Bachelor of Arts (Honours) ... | 2 | 2 |
| Bachelor of Science (Honours)... | 10 | 2 |
| Bachelor of Arts .. | 76 | 87 |
| Bachelor of Science .. | 143 | 127 |
| Total ... | 318 | 309 |

The Honorary Degree of Doctor of Laws (LL. D.) was conferred on Sir John Sargent, C. I. E., M. A., D. Litt., Education Secretary to the Government of India.

Sir John Sargent delivered the address to the graduates.

The following private hostels were paid maintenance grants by the University during the year.

Grants-in-aid.

| | Rs. |
|--|-------|
| 1. St. Berchmans' College & Hostels, Changanacherry | 2,360 |
| 2. Union Christian College Hostels, Alwaye | 2,174 |
| 3. Sanatana Dharma College Hostel, Alleppey | 480 |
| 4. Scott Christian College Hostel, Nagercoil | 414 |
| 5. N. S. S. Hostel, Perunna (for students of St. Berchmans' College) | 1,270 |
| 6. Louis Catholic Hostel, Trivandrum | 438 |
| 7. S. N. V. Sadanam, Trivandrum | 810 |
| 8. Hindu Vanitha Sangham, Tri- vandrum | 840 |
| 9. Haindava Mandiram Hostel, Tri- vandrum | 483 |
| 10. Nair Union Hostel, Trivandrum | 530 |
| 11. Wills' Hostel, Trivandrum | 334 |
| 12. Y. W. C. A. Hostel, Trivandrum | 680 |

The scheme introduced in 1121 attached to the Engineering College for the training of demobilised service personnel in different trades worked satisfactorily during the year.

Training of Demobilised Personnel.

The Council of Research met once during the year. The special committees constituted by the Council met often to consider and dispose of various matters.

The Central Research Institute.

An Inspection Commission consisting of eminent scientists from all over India was appointed by the University to examine and report on the working of the Central Research Institute. A septennial report on the working of the department of Research from 1939-46 was prepared and sent to the members of the Inspection Commission. In view of the political developments following the partition of India, the members of the Commission could not conduct their joint inspection.

Researches on various matters were conducted by the Research Department. Besides breeding and hybridisation work, several statistically laid-out field experiments were conducted in the Tapioca Farm. The museum of recorded varieties of tapioca cultivated in Travancore was maintained. A collection of inter-specific varieties of first generation is being kept for purposes of study and hybridisation work. There were on the whole 39 hybrids in the museum. The comparative studies of Kew and the local varieties of the pineapple were continued during the year.

Single plant selection work on *chamba* and *cherumony* paddy started in 1118 was continued at the Kayamkulam Paddy Breeding Station. A five-year scheme for selection and breeding work on *Mundakan* paddy was sanctioned and the work was started during the year on a five-acre plot secured on lease.

The pot culture studies based on the problem of letting in saline water into paddy fields in Kuttanad were continued during the year. Preliminary studies on some of the fertility problems

of the rice soils of Kuttanad were commenced and a proposal for the opening of a well-equipped experimental station in Kuttanad for these investigations was under consideration when the year closed.

The Research Department continued to give advice to the field staff of the Agricultural Department on the control of pests ; it also maintained a seed stock of *Trichoplus pupivora*, the parasite of the cocoanut leaf roller pest for supply to affected areas.

Investigations on the fertility of *Kari* soils and Alkali soils were taken up during the year. Chemical examination of and investigation on certain forest products were in progress. The preparation of pyrethrum extracts for antimalarial work for the Public Health Department was continued during the year.

The hook-worm survey started in 1122 was continued in the Public Health Laboratory in collaboration with the Public Health Department. Collaterally with the hook-worm survey, the study of haemoglobin and blood cell variations in hook-worm was in progress during the year.

The main function of the new Division is the establishment of a primary geological survey of the State and an investigation of its mineral resources. For this purpose, it is

Division of Mineral Survey and Research. proposed to form a small survey unit of graduates in Geology, who, after an initial period of training in field methods, will carry out the primary geological survey of the State. In addition to the long-term survey programme and the production of geological maps on the scale of one inch to one mile, it is proposed to carry out rapid reconnaissance survey of the geology and mineral resources of the State and if possible produce a small scale geological map probably on the scale of 1 inch to 4 miles.

Most of the preliminary organisation of the Division has been completed during the year and apparatus required for the field unit and mineralogical and petrological laboratory ordered.

A library of reference books and journals was built up. An exhaustive bibliography of published and unpublished material on the geology and mineral resources of the State has been compiled and all available records of geological work hitherto carried out in the State have been collected both from technical literature and from Government archives. As a result, a considerable body of useful information embracing the work of geological observers over a period of nearly 100 years has been collected together from widely scattered sources and incorporated in the records of the Division.

Owing to the delay in delivery of equipment and topographic maps, it was not possible to take up the mapping programme. A brief reconnaissance of areas of geological interest, including known occurrences of minerals of economic value was carried out during the year.

Medical examination of 2,556 students including 630 women students was conducted during the year. The

Physical Education and University Officers' Training and Labour Corps.

inter-collegiate Athletic meet was held on the 21st February 1948. The University conducted the South Zone Inter-University tournaments in Basket ball and participated in the Inter-University Tennis tournament held at Madras and also in the Wrestling tournament held at

Benares.

The annual camp of the Travancore University Officers' Training Corps was not held during the year. The N. C. Os. and Cadets had their training in light machine gun of the Travancore State Forces.

Examinations in 'A' and 'B' certificates in Military Science were held during the year. They were conducted by a Board of Examiners consisting of three officers of the State Forces and the Adjutant of the Corps.

The department maintained its progress in the various branches of its activities. Four Malayalam books

Department of Publications.

were published during the year and certain other books were under preparation when the year closed.

The Students' Advisory Bureau was constituted at the instance of the Government of India in 1121 with the object of giving students desirous of proceeding for

Students' Advisory Bureau and Employment Bureau. higher studies in other Universities in India and abroad up-to-date information regarding courses of studies, minimum qualifications required, probable expenses and other relevant matters.

The Bureau functioned satisfactorily during the year under report. The chief work of the Bureau consisted in replying to enquiries. The Employment Bureau instituted in 1121 started functioning in 1122. The Bureau met once during the year. Advisory Committees were set up in the various colleges according to the suggestions of the Bureau.

Finance. The year opened with a balance of Rs. 17,27,302 in the University Fund. The receipt for the year 1123, including the Government grant of Rs. 27,48,460 under Service Heads and Rs. 12,00,000 under Capital, amounted to Rs. 39,48,460 against Rs. 28,09,709 during the previous year. The total expenditure for the year was Rs. 29,93,317-2-0, against Rs. 25,12,321 during the previous year.

EDUCATION DEPARTMENT.

Director of Public Instruction. *Mr. A. Narayanan Tampi,*
B. A. (Oxon), Bar-at-Law.

There were 4,156 recognised schools of all grades with 1,163,940 pupils under the control of the Education Department during 1123 as against 4,076 schools and

Progress of Education-General Statistics. 1,091,766 pupils in the previous year. Of these, the number of departmental schools rose from 1,721 to 2,306, while the number of private schools decreased from 2,353 to 1,850.

The increase in the number of departmental institutions and the decrease in the number of private institutions were mainly due to the assumption, by the department, under the compulsory primary education scheme, of many private schools in the State. Of the total number of pupils under instruction during the year,

656,931 were boys and 507,009 were girls. The percentage of male scholars to the male population was 21.5 against 20.5 in 1122, the corresponding percentages for female scholars being 16.8 and 15.5.

Two pre-University schools were started in 1122, one at Trivandrum by Government and the other at Changanacherry by the Nair Service Society. The number of *Pre-University* students admitted in the two schools together *Course.* during the year was 688 (436 in the school at Trivandrum and 252 in the school at Changanacherry.)

According to the reorganisation scheme of the department, the distinction between English, Malayalam and Tamil schools does not exist. The preparatory class has been *Middle and* abolished. The classification of schools was *High School* changed, there being only middle and high *Education.* schools. The following statement shows the number of middle and high schools and scholars according to class and management in 1123 M. E.—

| Class and management. | No. of schools. | No. of scholars. |
|------------------------------------|-----------------|------------------|
| Departmental High Schools for boys | 84 | 23,698 |
| Do. Do. girls | 8 | 3,480 |
| Do. Middle schools for boys | 185 | 32,844 |
| Do. Do. for girls | 48 | 5,016 |
| Private High schools for boys | 141 | 78,217 |
| Do. Do. for girls | 30 | 10,401 |
| Do. Middle schools for boys | 278 | 49,002 |
| Do. Do. for girls | 44 | 66,768 |
| Total | 768 | 202,559 |

The eighteen Committees and the Editorial Board set up during 1122 for the preparation of books in Malayalam and Tamil on the various subjects according to the revised syllabus continued to function during 1123 also. Consequent on the switch over from the optional to the compulsory scheme of studies in the High School classes with effect from the school year 1948—49, the revised syllabus as per the compulsory scheme was introduced in Form IV from Edavom 1123 to start with. Form II was

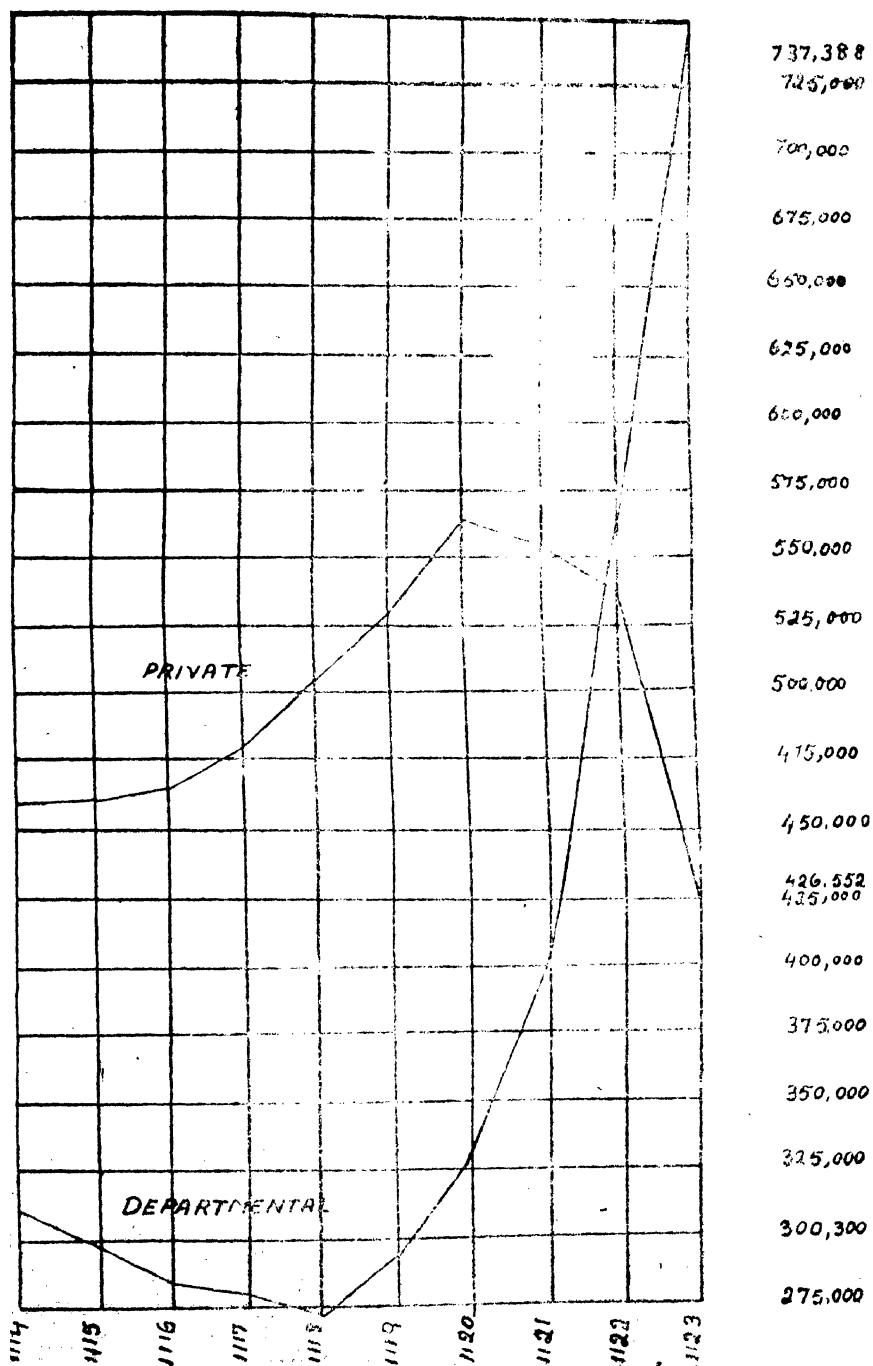
opened in the new type middle schools closing down class VII in these schools.

In pursuance of the provisions of the Travancore Primary Education Act which was passed by His Highness the Maharaja in 1121, the scheme of compulsory primary

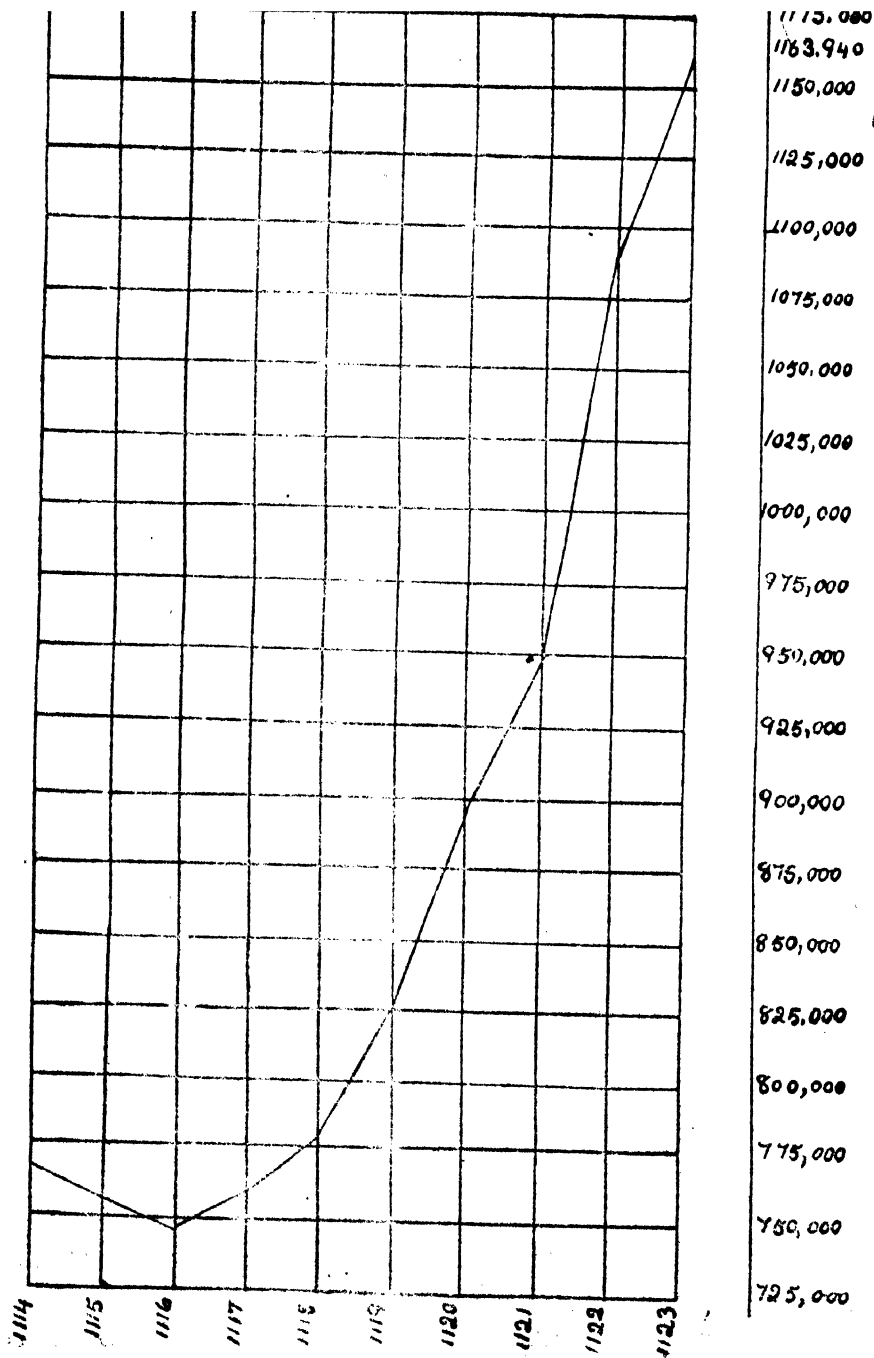
Compulsory education had already been put into operation
Primary Edu- in the same year in the two southernmost
cation. Taluks of Thovala and Agasteeswaram and in

the City of Trivandrum. Five more Taluks, viz., Kalkulam, Vilavancode, Trivandrum (Rural), Kunnathur and Parur were brought under the scheme in 1122. During the year under report, two more Taluks, viz., Nedumangad and Pathanapuram were chosen for the introduction of the scheme. A preliminary census of the 5-10 years age-group was taken in the two taluks for getting an idea of the number of, and the places where, new primary schools had to be opened, and the sites for new schools were fixed by the department for the construction of school buildings. The policy of taking over such of the non-departmental primary schools in the area whose managements offered to surrender them on a lease basis was continued during the year also. The teachers in the employ of the private managements which surrendered the schools were absorbed into Government service. The Third Reader in Malayalam and Tamil was made ready in time for class III for use in 1123-1124 by the expert committee appointed for the purpose. The free supply of readers, cloth and slate to the children of the backward communities was continued during the year. The scheme of medical inspection of Primary school children introduced in the City of Trivandrum and in the Taluks of Thovala and Agasteeswaram was continued. The primary sections attached to High and Middle schools and Training Schools continued to be under the control of the Assistant Inspecting Officers concerned. The consolidated pay-bill system adopted for the disbursement of the pay of the staff of the departmental primary schools was also continued. 'Denominational Schools' as contemplated in the Primary Education Act, VIII of 1121 were permitted to be started.

Number under Instruction in
Departmental & Private Institutions.



Total number of pupils under instruction in
recognised schools all of grades.



The following statement shows the number and strength of the departmental and private primary schools in 1122 and 1123 M. E.:—

| Management. | 1122 | | 1123 | |
|------------------|---------|-----------|---------|-----------|
| | Number. | Strength. | Number. | Strength. |
| Departmental ... | 1,428 | 494,575 | 2,012 | 671,448 |
| Aided ... | 1,681 | 361,694 | 1,235 | 276,991 |
| Unaided ... | 37 | 3,749 | 43 | 3,978 |
| Total ... | 3,146 | 860,018 | 3,290 | 952,417 |

There was a large increase in the number and strength of the departmental primary schools. This is due to the opening of new departmental primary schools in the areas in which compulsory primary education was introduced and also due to the taking over under departmental management of a large number of privately managed schools.

The total number of teachers employed in departmental and private schools together was 25,759 of whom *Teachers and their Training.* 14,642 were trained. The appointment of trained teachers in all grades was insisted on.

Special Schools.

There were 39 training schools at the end of the year with a total strength of 1,399 pupils as against 37 *Training Schools.* schools and 1,220 pupils in the previous year.

The Sanskrit *Patusala* attached to the Sanskrit College continued to be under the control of the Education Department. The strength of the institution at the end of the year was 157 as against 144 in 1122. There were 36 recognised Sanskrit schools under private management during the year. *Sanskrit Schools.*

Thirteen aided technical schools for girls were functioning in the State during the year as in the preceding year. These institutions teach mainly weaving, embroidery and lacework. They do not receive any instruction in general subjects in most cases, but they acquire proficiency in their work so as to earn a living wage.

*Technical
Schools for
Girls.*

The Travancore Certified School originally known as the Travancore Reformatory School is one of the oldest institutions of its kind and completed its fifty-fourth year of existence in Karkadagom 1123. The institution is governed by the Travancore Children's Act, XXXII of 1120. The strength of the certified school at the beginning of the year was 31. Two boys were admitted in the course of the year and 21 were released, thus leaving 12 boys in the school at the end of the year. Adequate facilities are provided for the proper boarding of the inmates and for the academic instruction, industrial training and moral and physical development.

*Certified
School.*

The Sri Swati Thirunal Academy of Music is a departmental institution started in 1115 M. E., for the purpose of imparting general education in music with special advantage to the compositions of Sri Swati Thirunal Maharaja. At the end of the year, there were 118 students in the Academy of whom 80 were females.

*Sri Swati
Thirunal Aca-
demy of Music.*

With a view to bring the institution on a par with sister institutions under the Annamalai and Madras Universities and to impart advanced training in music, the period of the course of studies in the institution was raised from three to four years with provision for the study of veena also from the beginning of the school year 1121—22.

The following are also some of the special schools working in the State which deserve mention:—

*Other Special
Schools.*

1. Three kindergarten and nursery schools ;
2. Three schools for teaching music, two at Trivandrum and one at Shertalai;
3. Væra Kerala Gymkhana which is a school of physical culture at Trivandrum ; and
4. Two schools for the Deaf and Dumb, one at Trivandrum and the other at Tiruvella.

All these institutions worked satisfactorily during the year.

Education of Special Classes.

Facilities are available for the education of members of Kshatriya families in special schools provided for the purpose and such schools were functioning in Mavelikara, Pandalam, Aranmula, Kilimanoor and Poonjar. *Special Schools for Kshatriyas.* Excepting the English Middle School at Mavelikara, all the other institutions are Malayalam primary schools. Free boarding and lodging are provided in the boarding house attached to the Mavelikara special school.

The special school at Kulakkada in the Kottarakata taluk is intended for the education of the pupils of the Malayala Brahmin community. *Special Schools for Malayala Brahmins.* Twenty-seven pupils were under instruction in the school towards the end of the year against 38 at the end of 1122 and all the pupils were boarding and lodging in the school.

Special inducements by way of scholarships and fee concessions are offered to the Mohammedan pupils in the educational institutions in the State. Special schools intended for Mohammedans have been provided in certain areas. *Education of Mohammedans.* The Inspector for Muslim education inspects Arabic and Koran teaching in schools and acts as consultant in matters pertaining to Mohammedan education. Consequent on the bifurcation of Tamil and Malayalam middle schools which had Arabic classes attached steps were taken for the satisfactory working of Arabic teaching in the middle as well as primary schools. Five thousand six

hundred and fifty-seven Mohammedan pupils were under instruction in High and Middle schools and 50,837 pupils in Primary schools during the year. Mohammedan girls in the High and Middle schools numbered 796 and in Primary schools 15,741 during 1123. In 270 institutions special instruction in Arabic was imparted in 1123, the corresponding figure for 1122 being 291.

The education of the pupils belonging to the backward communities continued to engage the special attention of the department. The schools in backward areas were afforded special facilities and the rules regarding site, building, appliances, qualification of teachers, percentage of attendance, etc., were relaxed to a considerable extent in their case.

Education of Backward Communities.

In places where there were no educational facilities, steps were taken to start separate schools. The scheme of free supply of clothes, slates and books to deserving pupils of the backward communities studying in primary schools was continued. Exemption from payment of fees for the Public Examinations conducted by the department was also granted to the poor and deserving candidates of the backward communities. During the year under report, 45,848 pupils (including 12,047 girls) were under instruction in the High and Middle Schools and 121,605 pupils (including 42,247 girls) were under instruction in Primary Schools. Nineteen Harijan schools were aided by Government during the year.

MISCELLANEOUS.

There were 57 hostels and boarding houses under the control of the Education Department during 1123 M. E. Of these, 25 were attached to schools for boys and 32 to schools for girls. Maintenance grant was sanctioned to five of the institutions.

Hostels and Boarding Houses.

Twelve orphanages with a total strength of 718 were working in the State during the year and the amount paid to these institutions as grant-in-aid during the year was Rs. 345.

Orphanages.

The system of awarding grant-in-aid to reading rooms and libraries with a view to encouraging adult education was introduced in the State in the year 1092 M. E.

Libraries and Reading Rooms. One hundred and eighteen such institutions consisting of 22 urban and 96 rural libraries were in receipt of grant during the year under report. Rural libraries were also attached to some of the departmental primary schools and there were 129 such libraries during 1123 as against 124 in 1122. The libraries have been functioning satisfactorily during the year under report.

The scout movement in schools was encouraged as in the previous years. With a view to bringing more departmental schools into the scout movement and to encouraging departmental schools in scouting activities, grants were sanctioned to departmental school teachers for attending training camps. The total number of scouts, cubs, etc., in High and Middle schools during 1123 was 3,212, the corresponding figure for 1122 being 3,107.

Special stress was laid on games and other athletic activities in schools. Inter-school sports and tournaments form an important item of athletic activity. Many schools and colleges have joined the Travancore Athletic Association. The Association participated in the XVI All Travancore Sri Mulam Inter School Sports for boys seniors and the IX All Travancore Marthandavarma Inter School Sports for Juniors, during the year under report. A Volley Ball team consisting of the best players of the State was sent to the XIII All India Olympic Meet held in Lucknow in February 1948.

Scholarships to the value of Rs. 27,560 were paid during the year against Rs. 38,893 in 1122. A sum of Rs. 24,609 was spent during 1123 for payment of stipends to teachers deputed for training.

Scholarships and Stipends.

Tuition fees according to the recommendations of the Education Reorganisation Committee were levied in Forms which worked according to the revised schemes.

Fees and Fee Concessions.

Military fee concessions continued to be awarded and special fee concessions were also granted to deserving cases with the special sanction of Government.

Sanction was accorded by Government to the ex-service personnel or their relations studying in Forms I to VI being allowed fee concessions (tuition fees and examination fees) out of the State's share of the Services Post War Reconstruction Fund.

The rules regarding fee concessions in respect of High Schools were made applicable to the Pre-University Schools also. As per this, fee concessions were awarded to the pupils of the Pre-University Classes also with effect from Edavam 1123. The rules regarding fee concessions were revised and a salient feature of the revised rules is that poverty is *sine quanon* to the award of fee concessions. All fee concessions are awardable only in recognised schools and classes and are subject to the condition that the progress and conduct of the concession holders should be satisfactory. The loss incurred by the department on account of the award of fee concessions in 1123 was Rs. 1,03,961 against Rs. 1,74,383 in 1122. The amount includes compensation grants given to private managements calculated at 60 per cent. of the loss sustained by them on account of awarding fee concession to pupils in their schools.

Considerable relief was afforded to a good number of school-going children by the scheme for noon-feeding of poor children conducted in several schools through the efforts of the central organisation of the Vanchi Poor Fund and its local committees. Milk was supplied to pupils in selected schools in accordance with the scheme laid down by the Milk Canteen Committee.

*Noon-feeding
of School Chil-
dren.*

The following statement shows the results of the public examinations conducted by the department
Examinations. during the year:—

A conference of the Headmasters of all Departmental and Private English High Schools was held during the year to examine the question of abolishing the optional *Miscellaneous.* system in the High Schools and re-introducing the compulsory system instead.

Two graduate teachers and 12 undergraduate teachers from Departmental schools were deputed to undergo training in the Arundale Montessori Training School, Adyar. They returned after undergoing the one year's course and rejoined duty in their respective posts. The question of opening pre-primary schools on Montessori lines and utilising the services of these specialists is engaging the attention of the Department.

The grant-in-aid and war allowance to the teachers in private primary schools where shift system was introduced, were enhanced.

The vacation course in Hygiene and First Aid for the benefit of the teachers in primary schools was conducted during the year also and twenty-four teachers underwent the course. The course was conducted satisfactorily through the hearty co-operation of the Public Health Department.

The All Travancore Library Association was recognised by Government and the monthly grant was raised to Rs. 500 for the year under review. All the Libraries in the State were advised to get themselves affiliated to this organisation.

A qualified Physical Instructor was deputed to inspect the various High Schools in the State and to report upon the facilities provided therein for physical activities.

Consequent on the introduction of optional system, candidates who failed in the E. S. L. C. Examination of March 1948 were placed in a handicap for want of facilities to continue their studies in schools. Hence, such candidates were allowed three more chances to appear for the Examination according to the old scheme. Arrangements were also made for special classes being held in both Departmental and Private High Schools out of school hours and on holidays to give such candidates a course of instruction to enable them to appear for the Examination.

Candidates under the following categories were permitted to appear for the E. S. L. C. Examination privately :—

(1) Candidates who have passed the *Upadhyaya* or *Mahopadhyaya* Examination.

(2) Holders of Malayalam/Tamil High School certificates and holders of Sastri Examination certificates, provided three years have elapsed after their passing these examinations.

(3) War service men who have studied up to form VI.

The receipts of the Education Department during 1123 amounted to Rs. 17,58,228 against Rs. 15,37,391 in 1122. The expenditure increased from Rs. 75.83 lakhs in 1122 to Rs. 89.39 lakhs in 1123.

Receipts and
Expenditure.

CHAPTER XIII.

LOCAL SELF GOVERNMENT.

The earliest legislation relating to the local self-government in Travancore was Act II of 1069. Prior to that, a set of rules passed in 1053 M. E. governed sanitation and other matters connected with the improvement of towns. The rules applied to the town of Trivandrum and regulated only certain matters relating to conservancy. They had not the force of law and were not comprehensive enough to meet the growing needs of the capital or of the important mofussil towns. The Act passed in 1069, to provide for the conservancy and improvement of towns, created town improvement committees and town funds; but the powers of the committees were limited and their duties confined to the supervision of sanitary arrangements. The committees had no power of taxation. Five committees, *viz.*, those at Trivandrum, Nagercoil, Quilon, Alleppey and Kottayam, were appointed under this Act. The number of members on those committees varied from five to nine with a permanent official majority. This Act was superseded by Act III of 1076 which for the first time authorised local taxation with the previous sanction of Government and thereby enabled the committees to augment their resources and widen the scope of their usefulness. The experience gained in the working of this Act, the demands from the various committees for greater powers and the progress of local bodies elsewhere led to the promulgation of Act V of 1095 on the lines of the law in force in British India at the time. Under this Act, municipal councils were constituted and the maximum official as well as the minimum elected non-official element were fixed. The scope of municipal activities was enlarged and the obligatory and discretionary duties of municipal councils were defined.

The provisions of Act V of 1095 which governed the working of the municipality of Trivandrum as also of the mofussil municipalities for a couple of decades, were not in many respects

suitable enough to meet the increasing needs of these municipalities. It had also been felt that the Municipal town of Trivandrum, the capital of the State, which had grown into a city, should be treated on a separate footing and be governed by a law for itself. The Trivandrum City Municipal Act, IV of 1116 M. E. drawn up on the lines of the Madras City Municipal Act of 1919 A. D., was therefore passed; and the Trivandrum Municipality was constituted into a Corporation on the 14th Thulam 1116 with larger autonomous powers in the matter of managing its own affairs. For the better management of the municipal affairs of the State, excepting the City of Trivandrum, the Travancore District municipalities Act, XXIII of 1116 was passed and it was brought into force on the 1st Dhanu 1117.

The number of municipalities excluding the Trivandrum City Corporation was 17. Six of the municipal towns are in the Trivandrum Division, six in the Quilon Division and the remaining five in the Kottayam Division. The municipal councils are composed

Number, Constitution, Area and Population. of members partly elected by the rate-payers and partly nominated by Government, the elected members forming not less than three-fourths of the total number of members. Some of the nominated members are officials and others non-officials. All the municipal councils have the right of electing their Chairmen who may be chosen either from amongst the members or from outside. Commissioners appointed by Government were functioning in the Corporation of Trivandrum and in 15 other municipalities. The total area comprised within the limits of the municipalities was roughly 102 square miles with a total population of 574,500 according to the census of 1941.

The main function of municipal administration continued to be the care of sanitation and public health. Among the obligatory functions devolving on municipalities,

Work of the Municipalities. lighting of public streets, vaccination and registration of births and deaths were attended to by all municipal councils. Conducting leper

clinics and child welfare centres, rendering free midwifery aid, running libraries and reading rooms, subsidising *Vaidyasalas*, etc., were some of the other important items of work attended to by the councils.

The aggregate opening balance to the credit of all the municipal councils including the Trivandrum City

Finance.

Corporation at the beginning of the year was Rs. 11.06 lakhs and the total receipts during the year amounted to Rs. 21.25 lakhs. A sum of Rs. 20.83 lakhs was spent by the councils during the year.

VILLAGE PANCHAYATS AND VILLAGE UNIONS.

Registrar.

Rajyasevanirata Dr. M. K. Gopala Pillai, M. R. C. S., L. R. C. P., D. P. H. (Lond.), Dr. P. H., F. R. S. (Trop.), M. and H., F. R. I. P. H. (from 1-1-1123 to 3-11-1123 F. N.)

Mr. S. Rajagopal, B. A. (from 3-11-1123 F. N. till the end of the year).

The Travancore Village Panchayat Act was passed in Karkatakam 1100 (August 1925) for fostering and developing local self government in the rural areas of the State. Under this Act, six Panchayats were constituted in 1107 and one more in 1112.

General.

In order to encourage rural development and to afford better opportunities to the people for making village organisations more useful and beneficial, the Travancore Village Unions Act was passed in Thulam 1115 (November 1939) and 39 Village Unions were constituted in the years 1115 and 1116. The Division Peishkars were the Registrars of the Village Panchayats and the Village Unions in their respective Divisions. At the close of the year 1120, certain changes were made by Government in the control and constitution of these bodies so as to improve their working and usefulness. Government found that the Division Peishkars who were the Registrars of Village Panchayats and

Unions in their respective Divisions could not in the midst of their many-sided and onerous duties devote adequate attention to the improvement of the Panchayats and Unions. The Tahsildars who were the Presidents of the Village Unions and of most of the Panchayats were also similarly handicapped. The administration of these local bodies was therefore taken away from the Revenue Department and entrusted with the Public Health Department which at present has a State-wide organisation and is specially fitted to guide and co-ordinate the work of local bodies whose functions are mostly in respect of sanitation, public health and other items of rural welfare.

There were at the commencement of the year under report, 107 Village Unions and seven Village Panchayats in the State covering on the whole an area of 1,605 sq. miles with a population of nearly 18 lakhs. During the year, sanction was accorded for constituting 74 Village Unions. There were thus 181 Village Unions and seven Village Panchayats at the end of the year covering, on the whole, an area of 2,274 sq. miles with a population of nearly 26 lakhs. Every endeavour was made to carry forward the rehabilitation of the various Village Unions and Panchayats as effectively as possible resulting in much improvement in the mode of working of the institutions in the State. On account of the increasing demand from the public for the constitution of Village Unions, a large net-work of Village self-governing institutions was brought into being during the year under review. All the Village Unions had non-official Presidents during the year.

The Village Unions and Panchayats carried on various scheduled activities laid down in the Village Unions and Panchayats

Acts. Many of these institutions endeavoured

Activities.

to promote rural welfare and development in general and extended their co-operation to the several departments and voluntary agencies. The main activities carried out during the year under report are described under the following heads :—

1. *Public Works.* Special attention was paid to works under this head, such as improvement of roads, pathways, culverts, bridges, etc., construction of public wells and tanks,

urinals, and latrines, cattle-pounds, waiting sheds, parks with Radio installation, etc. In several cases, substantial work was executed through private parties and institutions by giving them grants as an incentive towards voluntary service. Free supply of manual labour and free gift of lands for the construction of roads, sinking public wells, etc., characterised the public works undertaken in some of the Unions. The aggregate value of free manual labour supplied and private contributions given in aid of the public works carried out in the Unions and Panchayats during 1123 is estimated at about Rs. 68,550. Special grants amounting to Rs. 21,500 were paid from the allotment provided under the Post-war Reconstruction Schemes of the Public Health Department to 35 Village Unions and two Panchayats for sinking wells.

2. *Public Health and Sanitation.* Sixteen Village Unions and four Village Panchayats maintained midwives out of their own funds. Midwives were provided by the Public Health Department in five Village Unions and by the Village Uplift Department in six Village Unions during the year. In one of the Village Panchayats, a midwife was provided by the Medical Department. Conservancy stations of the Public Health Department with the necessary menial staff of sweepers were functioning in 27 Village Unions and five Village Panchayats. Eighteen Unions and three Panchayats made their own arrangements for street sweeping and watering the roads. Two Village Panchayats and one Village Union appointed scavengers for scavenging work. Bored-hole latrines were installed in some of the Village Unions and Panchayats. Nineteen Unions and two Panchayats conducted free distribution of milk and biscuits to indigent and mal-nourished children and expectant mothers under the auspices of the Travancore Milk Canteens Committee. Grants were given by four Village Unions and three Village Panchayats for rendering medical and veterinary aid within their jurisdiction.

3. *Promotion of agriculture and protection of live-stock.* Several Unions and Panchayats actively promoted the cultivation of vegetables by distributing vegetable seeds obtained from the Agricultural Department. Thirteen Unions and one Panchayat undertook the distribution of manure issued by the Agricultural

Department to *bonafide* cultivators at concessional rates. Preparation of compost manure was attended to by two Unions and one Panchayat. Stud-bulls were maintained by private parties in six Unions and one Panchayat, with the help of grants from the institutions concerned. Thirteen Unions and four Panchayats maintained cattle pounds. Four of the Unions encouraged cottage industries.

4. *Adult Education.* Six Village Unions maintained libraries and reading rooms. Grant was awarded by the Kanjirapally Village Union to a reading room functioning in the Unit area. The Peringala Village Union conducted Hindi classes.

5. *Street Lighting.* Most of the Village Unions and Panchayats attended to street-lighting as a routine and normal function. Several Village Unions and Panchayats applied for the installation of electric street-lights; but due to the inadequacy of materials the Electrical Department was not able to meet their demands. Street lighting was attended to by 44 Village Unions and six Village Panchayats.

6. *Installation of Radio Sets.* Fifteen Village Unions were provided with Radio Sets by the Village Uplift Department during the year.

An All-Travancore Rural Workers' conference was held in Trivandrum during the year under report under the auspices of the Economic Development Board. A representative each from almost all the Village Unions and Panchayats, Rural Reconstruction Centres and Village Uplift Committees in the State participated in the conference.

The total receipts and expenditure of all the Village Unions and Panchayats amounted to Rs. 71,356 and Rs. 1,22,535 respectively in 1123. The total contribution made by Government towards these institutions during the year amounted to Rs. 69,074.

CHAPTER XIV.

CONTROL MEASURES.

Food.

Mr. K. R. Narayana Aiyar continued to be in charge of the Food Department during the year as Commissioner of Civil Supplies and ex-officio State Food Rationing

General. Officer. The Commissioner was assisted by a

Deputy Commissioner, two Assistant Commissioners and two Assistants to the Commissioner of Civil Supplies till 1-10-123 when one place of Assistant Commissioner and one place of Assistant to the Commissioner of Civil Supplies were retrenched. The rationing work continued to be attended to by the City Rationing Officer, the four Municipal Rationing Officers and the Tahsildars who functioned as Taluk Rationing Officers till the end of Medom 1123 when the posts of Municipal Rationing Officers were abolished.

Rationing of foodgrains on a State-wide basis which was introduced during 1119 M. E. was continued throughout the year under report. The size of the ration unit at

Rationing of Foodgrains. the beginning of the year was three nazhies of rice. Even though the overall size of ration continued unchanged at three nazhies till the

end of the year, the composition of the ration unit had to be altered from time to time according to the availability of different kinds of grains.

The procurement and movement of foodgrains continued to be under Government account during the year. Out of an allotment of about 283,000 tons of rice made

Procurement of Foodgrains. to the State according to the Kharif plan of the Government of India, only a quantity of 71,613 tons of rice was actually received during the year under report,

The system of allotment of foodgrains on monthly budget basis was discontinued from 1-1-1948. A ceiling import quota of 260,000 tons of foodgrains comprising 220,000 tons of rice and 20,000 tons each of wheat and coarse grains, was allotted to the State for the year 1948. The ceiling quota was subsequently raised to 270,000 tons. Supplies against this quota were allocated on quarterly basis. A quantity of 48,000 tons of rice was allotted for the first quarter of 1948, and 80,000 tons of rice for the second quarter. As supplies against these allocations became available, the food position in the State gradually improved. Under the system of local procurement of paddy, a quantity of 74.83 lakhs of paras of paddy was purchased during the year against 95.4 lakhs of paras in 1122.

During the beginning of Chingom 1123, foodgrains were transported from Cochin to the various Depots in the State by the backwater route, both in commandeered *valloms* and in *valloms* and barges engaged by the contractors. By the end of the month, all the commandeered *valloms* were released and the entire work of backwater transport was entrusted to Messrs. The Travancore Steam Navigation Co., Ltd., Trivandrum, on the merits of tenders invited for the purpose. They continued to do the work till 28-9-1123 when it was entrusted to Messrs. The Trivandrum Water Transport Company after inviting fresh tenders.

On account of the low stock position at Trivandrum, foodgrains had to be rushed from Cochin to Trivandrum for immediate distribution. As the transport of foodgrains from Quilon to Trivandrum was very slow on account of the shallowness of the canal, the foodgrains were for some time brought up to the Kottayam Depot by the backwater route and thence to Trivandrum in lorries under the agency of Messrs. The Marikar Transports Ltd., Perumbavoor. During the latter part of the year, foodgrains were transported from Quilon to Trivandrum in Railway wagons. But on account of the Railway strike during Edavom 1123, arrangements had to be made for foodgrains being

transported from Quilon in gas-plant fitted lorries. These arrangements were in effect only for a short period of 10 days from 14-10-1123.

Shuttle steamers were also utilised during the shipping season for transporting foodgrains from Cochin to the Trivandrum Port.

No difficulty was experienced during the year under review, in the matter of storage accommodation for imported foodgrains at any of the Depot Centres.

Textile Control.

Mr. K. A. Parameswara Menon continued to be in charge of the Textile Department during the year as Textile Commissioner. Control measures introduced by Government to safeguard the textile position of the State were in force till 6-6-1123 in respect of cloth and till 11-9-1123 in respect of yarn. According to the All-India Scheme for the distribution of cloth, supplies were made to the State at the rate of 10 yards per individual per annum. Half of this quantity was supplied in yarn in the interests of the handloom industry so that the mill cloth available worked out at the rate of five yards per head per annum.

Mill cloth was regularly supplied to the State from the Mills in Bombay, Ahmedabad and Sholapur. On an average about 1,500 bales of cloth were received every month from the surplus areas in addition to the monthly supply of about 320 bales from the Mettur Mills, Sri Chitra Mills, A. D. Cotton Mills and Buckingham and Carnatic Mills in the south deficit zone.

The allotted cloth was imported to the State by eight importers, two of them being selected by rotation each month. The imported goods were distributed to 38 semi-wholesale dealers, who in their turn distributed the same to retail merchants throughout the State for sale to the public. Quota cloth was distributed almost every month. Special quotas were also made available to the public on festive occasions like Onam, Ramzan, Deepavali, Christmas, etc. The retail merchants ordinarily sold cloth to consumers on production of ration cards for foodgrains on a quarterly basis. Special permits for purchase of cloth for ceremonial occasions

were also issued on applications made to the Textile Inspectors or the Textile Commissioner. These arrangements worked satisfactorily.

Under the All India Yarn Distribution Scheme, a monthly quota of 1,654 bales of yarn was allotted to the State. This included a special supply of 150 bales sanctioned for the fisherfolk. The yarn allotment to the State was purchased and brought to Travancore by two importers nominated by Government and by quota holders of Mills. After setting apart a small quantity for supply to certain industrial concerns and to Government Institutions, the remaining quantity of yarn was distributed to weavers almost every week on the basis of the number of registered looms through Co operative Societies and Taluk Committees. Yarn for fishermen was distributed to them under the supervision of the Textile Inspectors and a panel of members of the Central Textile Advisory Committee through retail licensees selected for the purpose on the basis of the ration cards issued to the fisherfolk by the Superintendent of Fisheries. On an average, about 120 bales of yarn were distributed every month in the various fishing centres in the State.

Consequent on the de-control of cloth and yarn by the Government of India, the controls over cloth and yarn in this State were lifted on 29-6-1123 and 15-9-1123 respectively. To avoid hardship to the public, the balance stock of cloth and yarn at the time of lifting of controls was distributed and arranged to be sold at controlled prices. The system of licensing of merchants in cloth and yarn was abolished and free trade channels were restored with the lifting of controls. The restrictions on the export of cloth and yarn were still in force. To safeguard the Textile position in the State, The Cotton Textiles (Control) Order 1123 on the lines of the Cotton Textile (Control) Order 1948 issued by the Government of India was issued here also.

After the de-control of cloth and yarn by the Government of India, the system of monthly allotment of these goods was discontinued. As a result, the merchants of the State had to procure

cloth either by purchase in the open market in the Indian Provinces or by direct negotiations with the Mills. The targets for movement of cloth and yarn to the State from places in the Indian Union were fixed at 1,500 bales and 1,654 bales respectively. The merchants were not able to import even half the quantity of cloth and yarn which was being brought to the State during the control period. As a result, the price of cloth and yarn also rose very high.

Taluk Textile Committees consisting mostly of non-official members were functioning in all Taluks of the State except Devicolam and Peermade. Town Textile Committees were also functioning in the Municipal towns of Alleppey, Changanacherry, Kottayam, Nagercoil and Quilon. These Committees were supervising the distribution of cloth and yarn. A central Textile Advisory Committee consisting of 18 members including the Textile Commissioner (Convener) was functioning during the control period. Seven meetings of the committee were held in the office of the Textile Commissioner during the year.

Several cases of black-marketing and other irregularities on the part of the textile merchants were detected by the frequent and surprise inspections made by the Textile Commissioner and the Textile Inspectors. The issue of the quota cloth was suspended in the case of 37 cloth merchants and one yarn license and six cloth licenses were suspended during the year. Two cloth licenses and two yarn licenses were also cancelled during the year.

When the decision for de-control was taken by the Government of India, the Textile Industry through the Industries Committee of the Textile Control Board, gave Government the undertaking that it would assume the responsibility of fixing fair ex-mill prices and for arranging sales of cloth from the mills at these prices. The wholesale and retail trade also assured Government that if the textile controls were removed and the trade allowed to operate normally, they would see that cloth was made available to the consumer at reasonable prices. Neither the industry nor the trade did discharge its obligations to the public,

Consequently the wholesale and retail prices at which cloth was marketed through out the country rose abnormally high. To combat the unjustifiable increase in the prices of cloth and yarn and to ensure an equitable distribution of the goods manufactured by the textile mills in the country, the Government of India announced their intention of reimposing control on 15-12-1123 and froze the stocks of cloth and yarn with the Mills on the above date. In response to the requests made by the Government of India, Travancore Government nominated State Buyers for cloth and yarn for taking delivery of the cloth and yarn released to the State from the frozen stocks with the Mills.

Other Control Measures.

Mr. K. R. Narayana Iyer. who was the Commissioner of Civil Supplies, was in charge of all the controls such as food, civil supplies, petrol, paper, etc., till Vrischigom 1123 when two separate Officers were appointed, one to be in charge of the entire food control and the other to be in charge of all the other controls.

The Paper Control Orders such as the Travancore Paper Control (Economy) Order 1946, The Travancore Paper Control (Distribution) Order 1944, The Travancore Paper Price Control Order 1944, The Travancore Paper Control (Price of Boards) Order 1944, the Paper (Prices of Imported Paper) Control Order 1944, the News Print Control Order 1123, the News Paper Control Order 1122, and the Paper Control (Production) Order 1945 were continued to be administered during the year 1123.

Vigilant action was taken for the purpose of enforcing the Paper Control and Paper Price Control Orders. Instances of violations of the provisions of the Travancore Paper Control (Economy) Order and the Paper Price Control Orders were detected and action taken.

The control measures in respect of petrol were continued during the year also. In Thulam 1123, Iron and Steel (Control and Distribution) Order 1947 was promulgated and the Commissioner of Civil Supplies was appointed as the Iron and Steel Controller under the said order.

The State is getting quarterly allotments of Iron and Steel. On receipt of information about the quota for a quarter, the Iron and Steel Controller of the State allocates the quantity among the three Stockholders in the State and collects indents from them for the materials allotted and sends them to the Iron and Steel Controller, Calcutta. In due course, the quantities are received by the Stockholders from producers in India. The Stockholders report to the office of the Iron and Steel Controller the quantities and qualities of materials when received by them. The whole stock is reserved and issued against permits issued by the Iron and Steel Controller.

CHAPTER XV. MISCELLANEOUS.

Anchal--(State Postal Department.)

Superintendent.

*Mr. George Mathew, B. A., B. L.
(from 1-1-1123 to 3-5-1123 F. N.)*

*Mr. John Samuel, B. A., B. L.
(from 3-5-1123 F. N. till the end
of the year.)*

The Sirkar Anchal is one of the earliest institutions in the State. Its reorganisation so long ago as 1784 A. D. is the earliest available record relating to the department.

Early History. Its original function was confined to the transmission of State papers and sundry articles like vegetables, flowers, etc., from mofussil stations, for use in the Palace and the Sri Padmanabhaswami temple. In 1848, the department was thrown open to Government servants and petitioners, private letters of Government servants and petitions from members of the public being carried free. Private letters were accepted from 1860; and postage on letters, packets, etc., was regulated during the succeeding year. Registered envelopes were introduced in 1865, Anchal stamps and cards in 1888, the money order system in 1901, the value payable system in 1906, the savings bank work in 1915 and the insurance system in 1921.

There were 403 Anchal Offices, comprising 208 departmental and 195 non-departmental offices at the end of the year against 396 at the close of 1122. Of the non-departmental

Anchal Offices mental Anchal Offices, 37 were in the experimental stage. Letter boxes at the end of 1123 numbered 688 against 650 at the end of the previous year.

The number of private articles posted rose from 57,389,793 in 1122 to 63,720,646 in 1123 and that of the official and privileged articles including T. A. S. articles together from 8,679,327 to 8,686,510. There was an appreciable increase in the number of articles delivered in the State. From 19,305,941, it rose to 22,955,208 during the year under report.

*Articles Posted
and Delivered.*

As in the previous year, 20 Anchal Offices were doing insurance work. Sixtyone articles were insured during the year as against 157 in the previous year. The number of value payable articles, both inland and foreign, issued in Travancore during the year was 37,243 against 31,173 in the preceding year. Of these, 844 were for delivery in the Cochin State. Inclusive of 1,628 undelivered value payable articles of the previous year and 1,439 such articles received for delivery from the Cochin State, the total number of value payables for delivery was 38,871 against 33,776 in the previous year. Of these 36,346 were delivered to the addressees and 518 returned to the senders leaving a balance of 2,007 value payable articles in the hands of the department at the end of the year.

The hundi branch of the department deals with inland and foreign hundi^s, revenue hundies, Government revenue remittance hundies, State Life Insurance hundies, pension *Hundi Business*, payment hundies and vehicle tax hundies. All the 403 Anchal Offices in the State were transacting hundi business. The total number of hundies, both inland and foreign, issued in 1123 was 802,622 against 797,661 in the previous year. The total number of hundies for delivery in 1123 was 870,224 made up of 8,848 hundies pending payment at the end of the previous year, 29,098 Cochin hundies received for payment, 762,011 hundies issued in Travancore for delivery in this State and 136 hundies issued for payment in Cochin State but redirected for delivery in Travancore. Of these, 799,109 were delivered in Travancore and 20,115 were redirected to Cochin State for payment, leaving a balance of 51,000 hundies pending payment at the end of the year. The amount of hundies paid was Rs. 1,19,59,534-2-2, the corresponding figure for 1122 being Rs. 1,13,75,350-16-8. The number of revenue hundies issued during the year was 12,140 for Rs. 1,95,321-7-4 and that of the Government revenue remittance hundies was 202 for Rs. 95,376-13-13. Twelve pension payment hundies for Rs. 100-1-0 were also issued. State Life Insurance money orders for Rs. 3,26,638-6-4 were issued by the department in 1123 free of

commission against Rs. 3,40,076-12-5 in 1122 and such money orders for Rs. 3,28,170-27-1 were paid to the Accountant General's Office against Rs. 3,29,054-14-12 during the preceding year.

The number of Anchal offices doing savings bank business remained the same as in the previous year, *viz.*, 166. The number of savings bank transactions done during the *Savings Bank* year was 337,523 against 327,763 in the previous year. Of these, 151,735 were deposits amounting to Rs. 2,30,88,792-1-4 and 185,788 withdrawals amounting to Rs. 2,88,50,307-2-3. The year ended with Rs. 4,29,46,027-19-14 outstanding in the Anchal Savings Bank against Rs. 4,78,21,612-11-6 at the end of 1122.

Two public call offices were newly opened, one in the Aramboly Anchal Office and the other in the Haripad Anchal Office, during the year under report. Thus there *Telephone Work* were altogether 33 Anchal Offices attending to *in Anchal Offices* telephone work in the State at the close of the year.

The total length of mail lines increased from 1,825.75 miles at the end of 1122 to 1,883.5 miles at the end of 1123. The transport of mails was made by *Anchal Mail Lines* railways for 99 miles, by boats for 35.75 miles, by motor buses for 998.25 miles and by runners for 750.5 miles.

Fiftysix Anchal Offices of the State were attending to the sale of National Savings Certificates at the end of the year 1122. This scheme was introduced in five more Anchal Offices during the year under report. The total value of the National Savings Certificates sold during the year under report amounted to Rs. 3,95,385-18-9 against Rs. 7,86,400-11-0 in the previous year. The system of the sale of National Savings Certificates from the Anchal Offices through authorised agents was discontinued from the 1st June 1948.

TRANSPORT DEPARTMENT.

*Director.**Mr. N. Ramamurthi.*

The number of ordinary departmental buses plying in the various routes at the end of the year under report was 95 and that of Express buses 31. Passenger traffic in all the routes continued to be heavy as in the previous year. There was a great demand from the general public for taking up fresh routes and for the extension of existing services. *Extensions and Re-adjustments of Service.* There was acute shortage in the availability of petrol in India which resulted in a reduction of the State's quota and consequently the department also had to suffer a proportionate cut in its petrol supplies. Due to the restrictions imposed on account of the shortage of petrol, service operations on existing routes had to be curtailed to a small extent for sometime; but when the petrol position was eased, the full fleet was put back into operation.

Two of the East Fort—Valiathurai services were extended up to Beemappally and two of the East Fort—Beach services up to Veli during the year. Ordinary services were introduced on the East Fort—Venganoor route towards the close of the year when a slight improvement was noticed in the overall position of fuel. The operation of shuttle services and City services went a long way to relieve the congestion of traffic in main line services so as to afford better convenience to long distance passengers.

Express services continued to maintain their popularity and the services in all routes had to be substantially increased. Express services were introduced on two fresh routes *viz.*, Quilon—Alleppey and Alleppey—Aroor, during the year under report. The Express Coach Service on the Trivandrum—Kottayam route was discontinued from the beginning of the year. The Trivandrum—Cape Comorin Coach Service was continued all through the year with an additional trip scheduled for the morning.

While the fares for all the ordinary services remained unaltered during the year, a slight revision was effected in the minimum fare for Express services. The number of passengers carried during the year in all the routes together was 18,557,479 against 19,576,181 in 1122 and the mileage operated was 7,317,224 against 7,710,659 in the preceding year.

The system of issuing concession tickets to *bona fide* students was continued during the year. Due to heavy demand of vehicles for normal services and shortage of petrol, private hire operation was restricted to a minimum ; but requisitions for vehicles from other Government Departments and for essential purposes alone were fully met by the department.

As in previous years, special services were operated by the department to meet the traffic demands in connection with the various important religious and other festivals in the State. Apart from augmenting services in departmental routes, services were conducted in routes operated by private concerns for the *Mandalapooja* and *Makaravilakku* festivals at Sabarimala.

There were 51 parcel agencies at work at the commencement of the year. Four parcel agencies were closed down during the year. Thus, there were 47 parcel agencies at work when the year closed. The receipts from the parcels traffic decreased from Rs. 2,94,247 in 1122 to Rs. 2,73,065 in the year under report.

The transport of goods for the Kannan Devan Hills Produce Co., Ltd., and the Pallivasal Hydro Electric Scheme was carried on by the department as before. This included the transport of penstock pipes for the fourth line of the Pallivasal Hydro Electric Scheme. The total tonnage transported during the year was 28,292 and the gross income from this item amounted to Rs. 6,01,108. The corresponding figures for 1122 were 36,242 tons and Rs. 7,44,008.

Most of the buses are equipped with saloon bodies designed to provide maximum riding comfort. A high standard of tidiness is maintained and seats are regularly sprayed with insecticides. Waiting rooms are provided at important stations. The utmost civility and courtesy on the part of the staff towards passengers is insisted on. The several measures adopted by the department for regulating the entry into buses, such as the formation of queues, issue of priority coupons, etc., were continued.

Amenities to Passengers. There were 33 accidents during the year under report. Of these, 20 were petty accidents, 11 serious and two fatal. The accident rate was one in 222,000 miles as against one in 233,000 miles in the previous year. The number of accidents during the year was the same as in 1122.

Accidents. An Advisory Committee consisting of elected representatives of the Legislature continued to function as in the past by holding meetings and tendering constructive advice to the department for its advancement, until the new Representative Body started functioning as the Legislature also.

Advisory Committee. The receipts of the department during the year amounted to Rs. 77.50 lakhs and the expenditure to Rs. 55.41 lakhs, the corresponding figures for 1122 being Rs. 74.38 lakhs and Rs. 49.94 lakhs. There was a net profit of Rs. 22.09 lakhs during the year under report.

MINT.

The history of Travancore coins dates back to a period far earlier than the establishment of the Travancore Mint at Padmanabhapuram in 965 M. E. (1789-90 A. D.)

General. To begin with, gold coins known as *anandarrayan fanams*, silver *chuckrams* and copper *cash* were issued. The Mint was permanently transferred to Trivandrum in 1824 A. D. Gold, silver, zinc and copper coins

were once in circulation. Travancore gold coins are not now legal tender. The existing currency is described in Chapter I.

The Control of the coinage and currency department continued to be vested in the Financial Secretary to Government, the immediate charge of the Government Mint being under a Superintendent. The activities of the Government Mint were limited as in the past to the minting of copper coins out of blanks obtained from Bombay. The face value of copper coins minted during the year under report amounted to Rs. 91,594.

The following statement shows the Sircar coins assumed to be in circulation at the close of the year :—
Coins in Circulation.

| Description of coins. | Face value of coins minted. | | | Value of coins held in treasuries on the last day of 1123. | Value of coins withdrawn from circulation. | Value of coins assumed to be in circulation. |
|-----------------------|-----------------------------|--------------|--------------------|--|--|--|
| | Up to end of 1122. | During 1123. | Up to end of 1123. | | | |
| SILVER. | Rs. | Rs. | Rs. | Rs. | Rs. | Rs. |
| Half rupees | 26,42,840 | ... | 26,42,840 | 2,03,796 | 1,24,273 | 23,14,771 |
| Quarter rupees | 2,81,500 | ... | 2,81,500 | 2,989 | 1,19,659 | 1,58,852 |
| Fanams | 14,89,709 | ... | 14,89,709 | 2,52,822 | 3,42,240 | 8,95,147 |
| Total | 44,14,049 | ... | 44,14,049 | 4,59,107 | 5,86,172 | 33,68,770 |
| COPPER. | | | | | | |
| One chukram | 16,08,167 | 28,690 | 16,36,857 | 89,156 | ... | 16,47,701 |
| Half chukram | 6,49,503 | 47,331 | 6,96,834 | 17,654 | ... | 6,79,180 |
| Quarter chukram | 3,85,787 | 15,573 | 3,51,360 | 55,586 | ... | 2,95,774 |
| Jash | 1,86,184 | ... | 1,86,184 | 2,764 | ... | 1,83,420 |
| Total | 27,79,641 | 91,594 | 28,71,235 | 1,65,160 | ... | 27,06,075 |

The total receipts of the department during the year amounted to Rs. 91,594 and the expenditure to Rs. 10,247.

Receipts and Expenditure.

GOVERNMENT PRESS.

*Superintendent.**Mr. R. Sankarasubba Aiyar, B. A.*

The Government Press was first organised in 1836 A. D. In addition to the Government Gazette published every Tuesday, the most important items of work attended to

General. by the Government Press are the printing of the State Administration Report, the departmental reports, the statistical volume, the proceedings of the Legislature and all similar Government publications including the Readers and text books for schools.

The value of the plant stood at Rs. 3.05 lakhs at the end of the previous year. Types cast in the Government Press and purchased from outside to the total value of

Machinery and Plant. Rs. 39,738 were added to the stock. One Guillotine cutting machine, three cylinder printing machines, two automatic stapling machines and nine electric motors valued at Rs. 85,862 were also purchased during the year under report. Deducting depreciation and making allowance for battered types, etc., issued for recasting, the value of the plant at the end of the year stood at Rs. 3.90 lakhs.

The number of standard pages set in the composing section was 81,741 against 64,108 in the previous year. The number of impressions struck in the machine section was

Out-turn. 48,842,516 against 48,209,555 in 1122. In the type foundry, 22,604 lbs. of types and in the Thomson type casting section 4,681 lbs. of types were cast. Three hundred and twenty five lbs. of line-blocks and plates were also out during the year. The binding section executed works to the value of Rs. 1,11,471 against Rs. 80,686 in the previous year. The value of metal and rubber stamps manufactured and supplied was Rs. 913 against Rs. 834 in the previous year. The total out-turn of works in the Press was valued at Rs. 4.19 lakhs against Rs. 3.76 lakhs in 1122.

The average circulation of the Gazette and the departmental sheets during the year as compared to the previous year is shown below :—

| | Number subscribed for | | No. issued free | |
|---------------------|-----------------------|-------|-----------------|-------|
| | 1122 | 1123 | 1122 | 1123 |
| Gazette | 2,625 | 1,296 | 304 | 310 |
| Departmental sheets | 189 | 52 | 4,328 | 4,625 |

Besides the weekly issues of the Gazette, Extraordinary Gazettes were issued during the year. The Travancore Information and Listener and periodicals such as the *Miscellaneous*. Chaithra Prabha, Sanskrit Journal and the weekly Police Gazette and Crime and Occurrence sheet were also printed and issued from the Government Press.

The receipts of the department during the year amounted to Rs. 2,92,009 and the expenditure to Rs. 5,81,491.

Receipts and Expenditure.

STATIONERY DEPARTMENT.

The subjoined statement shows the receipts and expenditure under stationery for the years 1121, 1122 and 1123 M. E.

| Particulars. | 1121 | 1122 | 1123 |
|--|----------|----------|----------|
| | Rs. | Rs. | Rs. |
| Receipts | 35,314 | 76,749 | 82,343 |
| Expenditure | 4,59,145 | 8,09,607 | 5,94,725 |
| Deduct cost of Stationery supplied to Aunchal, Water Works, Electrical, Ceramic, Telephone, etc. | 32,760 | 14,184 | 36,167 |
| Net | 4,26,385 | 7,95,423 | 5,58,558 |

During the year under report, purchases to the value of Rs. 6,45,664 were made against Rs. 8,42,637 during the previous year. The value of articles issued during the year 1123 works out to Rs. 5,94,725 against Rs. 8,09,607 of the previous year. The value of stock on hand at the close of the year 1123 was Rs. 5,46,816.

INFORMATION DEPARTMENT.

Director of Information.

Mr. N. P. Hariharan.

The Press Room and Enquiry Office organised in 1090 M. E. (1915 A. D.) has subsequently been reorganised as the Department of Information. The main functions of the department are to furnish reports to the Press about the activities of Government and to keep the Government informed of the trend of public opinion as reflected in the Press both within and outside the State and to give publicity to matters relating to the State, besides supplying all relevant information to tourists and others coming from outside the State. Information relating to various administrative measures, working of the various departments, etc., is given to the accredited Press representatives. The Immersion Ceremony of the Sacred Ashes of Mahatma Gandhi at Cape Comorin and the visit of His Excellency the Governor General, Dr. C. Rajagopalachari to the State, were two of the most important events of the year which were given wide publicity.

“The Travancore Information”, an illustrated monthly journal started in 1940 A. D. with the principal object of keeping the public informed of the various activities and the policies of Government, continued to be published during the year. The journal has now earned for itself a proud standing and reputation as can be judged from the increasing number of its subscribers and advertisers. Due publicity has been given in the journal to Travancore's beauty-spots and her treasures of arts and crafts. Advance monthly programmes of the Trivandrum Radio Station were also published in the Listener part of the journal.

Presses and Publications.

In the year 1123 M. E., 101 newspapers and periodicals were published in the State. Of these 18 were dailies, 28 weeklies, 50 monthlies and nine other periodicals. Eighty of them were published in Malayalam, six in English, five in Tamil and three in other languages. During the year, 71 fresh Licences have been granted under the News-papers Act for the publication of newspapers and periodicals as detailed below :-

| | | |
|--------------|---|-------|
| Dailies | — | 15 |
| Tri - Weekly | — | 1 |
| Weeklies | — | 24 |
| Fortnightly | — | 1 |
| Monthlies | — | 28 |
| Quarterly | — | 1 |
| Annual | — | 1 |
| | | <hr/> |
| | | 71 |
| | | <hr/> |

Of these, four were to be published in English, 21 in Malayalam, five in Tamil, 28 in Malayalam and English, five in Tamil and English, one in Malayalam and Sanskrit and one in Malayalam, Sanskrit Hindi and English. The presses operating in the State during the year numbered 217.

ARCHAEOLOGICAL DEPARTMENT.

Director of Archaeology.

*Mr. R. Vasudeva Poduval,
B. A.*

The Archaeological Department was established in the year 1071 M. E. The work of the department is embodied in the Travancore Archaeological Series published from time to time.

General.

With a view to making a survey of the pre-historic monuments in the State, an exploration of the antiquities in the High Ranges was undertaken and completed during the year under report.

Exploration.

Fifteen inscriptions hitherto unnoticed were collected and deciphered during the year under report. One *Epigraphy, Con-* copper plate received from Jacobson of *servation and* Denmark and another set of five copper plates *Excavation.* received from Pandit Venkitarama Sarma of the University College, Trivandrum, were examined during the year.

Steps were taken during the year for the conservation of the stone *mandapas* in South Travancore which were overgrown with thick vegetation. The removal of vegetation of the pre-historic monuments in the Bison Valley in the High Ranges was also attended to by the department.

Another important activity of the department during the year was in the field of excavation. The site chosen for digging was that of a set of dolmens at Marayur in the Anchanad Valley in Devicoolam taluk. Three dolmens were opened during the excavation.

Considerable improvements were effected in the Museum of Antiquities at Padmanabhapuram. Two *Museum of* Dwarapala images and two paintings of Thulabharam and of Hiranyagarbha of Maharaja *Antiquities,* Marthandavarma were the notable additions *Padmanabhapuram.* made to the stock of exhibits during the year under report.

Many distinguished personages honoured the Palace Museum at Padmanabhapuram by their visits during the year. The Museum has gained increasing importance in recent years and has attracted a large number of visitors from all over India. The total number of visitors to the Museum at Padmanabhapuram during the year under report was 78,857 as against 66,888 in 1922.

MUSEUMS.

Art Adviser to Government to supervise Government Museums and Picture Galleries.

Professor J. H. Cousins.

Officer in Charge of the Museums.

*Mr. R. Vasudeva Poduval,
B. A.*

The museum was started about the year 1856 A. D. The object of the foundation was to provide means of intellectual and aesthetic enjoyment to the public by the display of materials of historical and artistic interest. As a place of general education and cultural recreation, the museum is becoming more and more popular as is evidenced by the increasing number of visitors to the institution. The total number of visitors during the year was 422,572 as against 302,471 in the previous year.

The collections of the Government Museum at Trivandrum are housed in three separate buildings, *viz.*, the main museum housing the specimens of arts and crafts, the museum annexe, where the objects of art from Java and Bali and the paintings of Nicholas and Svestolav Roerich are on display, and the Shunkumukham Palace, where the Natural History specimens and ethnological models are exhibited.

The most important additions to the museum during the year under report were two bronze images of Narasimha and Sri Rama, one image each of Veerabhadra, eight-handed Ganesa, Udayanar in black stone and a Devi in silver and two rafter shoes. A pedestal in teak wood with carving was acquired for setting on display the copper urn in which the sacred ashes of Mahatma Gandhi were brought to Trivandrum. Different varieties of ornaments and some musical instruments were also acquired for the museum during the year under report.

GOVERNMENT GARDENS AND THE ZOO.

Director.

Mr. R. Kesavan Nair, B. Sc. (Hons.)
Ph. D., F. L. S.

The Government Gardens and the Zoo, afford a source of instruction and pleasure to several thousands of visitors every year. The Natural History Library and Reading Room attached to the Government Gardens and the Zoo contains a choice selection of books on Natural Science and other allied subjects and caters to the needs of the public and of the research students of the University in particular. The Advisory Board of Honorary Visitors which was formed in 1121 as an experimental measure was reconstituted during the year under report.

General.

The zoological collections are well maintained. By the proper conservation of the existing stock and the acquisition of diverse new species, the varieties of animals in the institution have steadily increased. At the commencement of the year, there were 662 animals consisting of 249 mammals, 384 birds and 29 reptiles and the number added during the year by births, purchase and presentation was 127, consisting of 76 mammals, 50 birds and one reptile. Death, sale and exchange accounted for a reduction of 94. At the end of the year there were thus 695 animals consisting of 261 mammals, 407 birds and 27 reptiles.

Zoo.

The average number of visitors to the Zoo per day was 616. Their Excellencies the Earl and Countess Mountbatten, the Governor of Madras and Lady Nye, His Highness the Maharaja of Dhrangadhra, Her Highness the Maharani of Baroda and other distinguished personages from outside the State visited the institution during the year and evinced keen interest in the collection of animals in the menagerie.

Visitors.

There are two sections in the Government Gardens,—a top garden where there are many drives and paths, lawns and flowering plants, and a lower garden the main attraction of which is the lake for boating. The top garden is a favourite evening resort. The

Gardens.

Agri-Horticultural Society which was organised towards the latter half of 1121 in order to stimulate interest in gardening and to impart instruction to the public in the various horticultural practices continued its work during the year in the Government Gardens.

The Sri Chitralayam.

Art Adviser to Government to supervise Government Museums and Picture Galleries. *Professor J. H. Cousins.*

Officer in charge of the Sri Chitralayam. *Mr. K. Madhava Menon.*

The Sri Chitralayam, which is the Chief Art Gallery in the State, was started in Kanni 1111 M. E., and has attracted attention by the display of representative Indian and other Asiatic paintings. There is also a library attached to the institution containing a good collection of books on art.

The Murals (Frescoes) of Travancore have, of late, evoked country-wide interest. A few of them have therefore been photographed and supplied for publication and circulation to the Principal Information Officer, Government of India, New Delhi. As there is a great demand for copies of these murals, Government have ordered the printing and publication of a folio entitled "Travancore Murals". The work connected with the same was in progress when the year closed.

During the year under report, 13 pictures were added to the collections in the institution. Six of these were copies of murals from Trikodithanam, Kumaranalloor and Vaikom temples and three were received as presents. Four pictures were miscellaneous acquisitions.

Many distinguished visitors honoured the institution by their visit and expressed their high appreciation of the exhibits. The total number of visitors to the Sri Chitralayam during the year was 69,338 as against 90,577 in the previous year. Students as well as

excursion parties visited the gallery and facilities were afforded to them for the proper understanding of the pictures. The institution was kept open to visitors between 8 A. M. and 6-30 P. M. (I. S. T.) on all days during the year except on holidays.

The Sri Chitra Home for The Destitute and The Infirm.

The Sri Chitra Home for the Destitute and the Infirm was established at Trivandrum in 1110 M. E., with the donation of Rs. 50,000 by His Highness the Maharaja. Further donations including a sum of Rs. 1,000 from Her Highness Maharani Setu Parvati Bayi were received subsequently. The management of the Home was vested in a Committee of five members appointed by Government. The funds of the Home have been vested in the Treasurer of Charitable Endowments. The institution is administered under a scheme framed under the Charitable Endowments Act and in all other respects the institution is worked under the Prevention of Begging Act and the rules framed thereunder.

The strength of the Home at the beginning of the year was 164 consisting of 71 adults, 39 juveniles and 54 orphans. During the year, 85 juveniles and 50 adults were committed to the Home under the Prevention of Begging Act. Forty five adults, 54 juveniles and five orphans were discharged in the course of the year. At the end of the year, there were 195 inmates consisting of 25 adults and 70 juveniles detained under the Prevention of Begging Act, 49 orphans and 51 destitute adults. The institution was working satisfactorily during the year and the general health of the inmates was good.

A departmental primary school with the first two classes was started in the Home in Edavom 1121. The children studying in the higher classes were sent to other schools. The work-house started in 1121 for imparting instruction in weaving, cottage industries, gardening and tailoring with a view to affording work for able-bodied persons committed to the Home continues to work satisfactorily. Instruction was also given in drawing music and variety dances to the inmates of the Home who showed interest in arts. Twenty-one orphans and 11 other

inmates were engaged in the weaving section. Fifty inmates were engaged in making baskets, mats, etc., during the year. Every person found physically fit and not engaged in any other art did gardening work. Fifteen inmates attended the tailoring class. Clothing intended for the inmates such as shirting, jackets, etc., were stitched in the Home itself.

The total receipts and expenditure of the Home were Rs. 41,109 and Rs. 33,704 respectively against Rs. 48,233 and Rs. 31,534 in 1122.

THE PUBLIC SERVICE.

Public Service Commissioner.

*Mr. T. Chandy, B. A.,
B. L. (from 1-1-1123 to
10-1-1123 A. N.)*

*Mr. G. Narayanan Tampi,
B. A., B. L.
(from 10-1-1123 A. N.
to 9-4-1123)*

*Mr. V. Sivasankara Pillai,
B. A., B. L.
(from 13-4-1123 to
8-9-1123.)*

*Mr. L. G. Pereira, B. A.,
B. L.
(from 9-9-1123 till the
end of the year.)*

The total number of recruitments advised during the year was 4,201 against 3,614 in the previous

Recruitment— year.

General.

The training of the third batch of the Travancore Civil Service probationers was continued. The board constituted for the conduct of *viva voce* examination in connection with the selection of candidates for the fourth batch of Civil Service probationers met during the year and the *viva voce* examination was conducted. The first

*Recruitment
to the Higher
Services—Civil
Service, etc.*

three candidates in the order of merit on the basis of the combined result of the written Examination, the *viva voce* Examination, etc., were finally selected for appointments open to direct recruitment in the Travancore Civil Service cadre. All the three candidates were found medically fit and their training as Travancore Civil Service probationers commenced on the 1st Dhanu 1123.

Another *Ad hoc* Board was constituted during the year for the selection of a candidate for training in the Superior Forest Service Course in the Indian Forest College, Dehra Dun. A list of suitable candidates arranged in the order of merit was drawn up by the Board and the final selection was made after a joint interview of the more meritorious applicants, by the Dewan and the Board.

Twenty-six selective tests were held for positions in the Intermediate Division of the Public Service. Applicants had to be interviewed in respect of 21 of the selective tests, and 327 candidates were interviewed out of a total number of 378 applicants. The total number of recruitments actually advised to positions in the Intermediate Division during the year including one Radio Operator trainee was 79 against 95 in the previous year. The Committee constituted with the Public Service Commissioner as Chairman for the selection of Divisional Accountant apprentices in 1122 did not hold the selective test for the recruitment of the Divisional Accountant apprentices during the year. Four candidates were selected by the Public Service Commissioner in consultation with the Director of Agriculture and a Medical Officer deputed by the Surgeon General, for admission to the 1948 Pre-University B. Sc. (Agriculture) class at the Central College of Agriculture, New Delhi.

Sixty-six selective tests were held during the year in respect of appointments in the Lower Division and 92 candidates were interviewed for selection to various posts. The total number of applications for recruitment was 4,034 and 900 recruitments were advised during the year as against 1,498 in the previous year.

Special examinations were conducted during the year for recruitment to the position of clerks on Rs. 25-30 and Rs. 30-45 and of typists on Rs. 30-45. A special examination for the selection of candidates for recruitment to the position of clerks on Rs. 30-45 in the Huzur Central Records was also conducted during the year.

The sub-joined statement shows the number of candidates advised for recruitment from the several recognised communities during 1123 M. E. :—

| community. | Candidates advised for recruitment to the Intermediate Division. All the candidates were selected on the basis of the results of selective tests. | Lower Division. | |
|------------------------|---|---|---|
| | | Candidates advised for recruitment to selection appointments. | Candidates advised for recruitment to appointments included in schedule I. C. Non-selection appointments. |
| HINDU | | | |
| Brahmin | 11 | 42 | 27 |
| Ezhava | 4 | 76 | 409 |
| Kammala | .. | 28 | 88 |
| Kurava | .. | 1 | 7 |
| Nadar | .. | 14 | 81 |
| Nayar | 25 | 364 | 1,099 |
| Other Hindu | .. | 25 | 178 |
| Other specified Hindu. | 1 | 8 | 26 |
| Paraya | .. | 3 | 12 |
| Pulaya | .. | 3 | 52 |
| Vellala | 2 | 28 | 96 |
| CHRISTIAN | | | |
| Anglican | 2 | 20 | 77 |
| Jacobite | 11 | 57 | 218 |
| Latin Catholic | 2 | 37 | 190 |
| Marthomite | 7 | 55 | 186 |
| Other Christian | .. | 21 | 75 |
| S. I. U. C. | 4 | 32 | 132 |
| Syrian Catholic | 8 | 68 | 171 |
| MUSLIM | 2 | 28 | 98 |
| Total | 79 | 900 | 3,217 |

Recruitment of Ex-War Service Personnel. Certain concessions were sanctioned by Government in the matter of recruitment of Ex-War service personnel. These concessions were to expire by the end of December 1947. Government however, sanctioned the continuance of the scheme till the end of 1123 M. E. and ordered :-

- (i) that no application from Ex-War Service personnel for registration under the scheme need be considered after the end of Medom 1123 ;
- (ii) that Ex-War Service personnel who did not get the benefit of recruitment till the end of 1123 would have to apply afresh as ordinary candidates and take their chances under the ordinary rules ; and
- (iii) that the concession relating to age-bar exemption already provided in the scheme which are of a permanent nature need alone continue from 1124 M. E. onwards.

Three hundred and two Ex-War Service personnel were advised for recruitment to positions included in Schedule I B and 1,028 persons to positions included in Schedule I C of the Public Service Recruitment Rules during 1123 M. E.

The Public Service Advisory Committee. The Public Service Advisory Committee met once during the year and made several useful suggestions for the working of the Department.

THE STATE LIFE INSURANCE.

(Public Branch)

General. During the year, the Scheme completed its 15th year. The progress and the popularity of the scheme were continuing this year also as in the preceding years.

Three thousand seven hundred and twenty proposals involving a sum of Rs. 46,19,300 were received during the year under report as against 4,112 proposals for Rs. 52,49,300

Proposals. in 1122. Inclusive of 245 proposals for Rs. 3,66,200 pending disposal at the end of 1122, there were in all 3,955 proposals for Rs. 49,85,500 to be dealt with during 1123, but of these, seven proposals for Rs. 7,200 were rejected and 3,684 proposals for Rs. 46,42,000 were accepted, leaving a balance of 274 proposals for Rs. 3,36,300 pending acceptance at the end of 1123.

Three thousand three hundred and eighty policies for Rs. 40,62,100 were issued during the year 1123 against 3,613 policies for Rs. 42,62,600 in 1122. The total
Policies. number of policies issued till the last day of 1122 was 23,675 for Rs. 2,41,99,800. The total number of policies allotted till the end of the year works out to 27,055 for Rs. 2,82,61,900.

(a) *By Maturity*—Eight claims for Rs. 3,000 were pending settlement at the end of 1122 and 143 claims for Rs. 1,01,211 arose during the year. One hundred and forty
Claims. one claims for Rs. 98,024 were settled during the year, leaving a balance of 10 claims for Rs. 6,187 which have also been since settled.

(b) *By Death*—One hundred and ten claims for Rs. 97,729 were pending disposal at the end of 1122. During the year, 80 claims for Rs. 81,374 arose. Of these, 51 claims for Rs. 53,372 were paid leaving a balance of 139 claims for Rs. 1,25,731.

Twelve policies for Rs. 8,700 were surrendered for
Surrender Rs. 1,244-14-4 in 1123.
Value.

Loans to the extent of Rs. 46,226 were granted to 410 policy holders during the year.
Loans.

The number of policies lapsed during the year was 4,848 for Rs. 50,42,200 and the number of policies revived 1,750 for Rs. 26,06,800 realising a fine
Lapses and of Rs. 1,143-14-0.
Revivals.

The receipts during the year inclusive of repayments of loans, interest on investments, etc., amounted to Rs. 13,10,488-26-3 against Rs. 11,32,852-4-13 in the year 1122.

Receipts and Payments. The payments during the year amounted to Rs. 3,55,382-17-10 against Rs. 2,72,469-20-2 during 1122. The balance to the credit of the fund at the end of 1123 M. E. stood at Rs. 51,71,588-11-4 against Rs. 42,16,482-2-11 in 1122. The increase in the fund for the year was Rs. 9,55,106-8-9. The balance is represented as follows :—

| | Rs. | Ch. | C. |
|-------------------------------|-----------|-----|----|
| Savings Bank at Treasury | 34,98,189 | 23 | 4 |
| Savings Bank at Anchal | 15,87,411 | 21 | 1 |
| Cash at Treasury (uninvested) | 85,986 | 22 | 15 |
| Total | 51,71,588 | 11 | |

The proportion of expenditure incurred for the management of the business to the premium income realised during the year was 12·3 per cent. as against 10·7 per cent. in the previous year.

Expense Ratio.

THE STATE LIFE INSURANCE.

(Government Servants' Branch)

Government servants in the permanent pensionable service of the State and those of the funds whose services are pensionable from the general revenues are eligible for insurance in this branch. Palace subordinates who are eligible for pension either from Government or from Palace funds and who hold permanent appointments are also eligible for insurance in this branch. Officers in temporary service are also eligible under certain conditions. The administrative control of the fund is vested in the Accountant-General.

The number of proposals for which policies were pending issue at the end of the year 1122 was 32, and 24 fresh proposals were received in 1123. Twenty-four policies

Proposals. were issued during the year and 15 old proposals from Palace employees were either withdrawn, revised or rejected finally in the course of 1123. Thus the number of proposals pending at the close of the year was 17.

The number of policies in force at the end of the year 1122 was 636 with a total sum assured of Rs. 5,32,496.56. Twenty-four policies for a total sum assured of Rs. 28,983.44

Policies. were issued during the year and 24 policies for a total sum assured of Rs. 29,465.47 were removed on account of maturity by age and death. The total number of policies pending at the close of the year including 14 policies under paid-up and lapses was 636 with a total sum assured of Rs. 5,26,139.38.

There were 13 claims on 15 policies pending settlement at the close of 1122 and 18 claims on 20 policies arose during the year under review. Out of these 31 claims on

Claims. 35 policies, 23 claims on 24 policies were settled. The amount paid on 5 death claims was Rs. 3,095-13-12 and that as per the 17 claims by maturity by age 55 and one claim by conversion of whole life policy No. 1098 into Endowment was Rs. 26,097-17-3. There were eight claims on 11 policies pending settlement at the close of the year.

Twenty loans on 22 policies were issued for a total amount of Rs. 5,422. The receipts on account of

Loans. loan repayments with interest amounted to Rs. 3,614-12-12.

The cash balance to the credit of the fund at the beginning of 1123 was Rs. 4,95,144-25-7. The receipts

Receipts and Disbursements. during the year including the interest of Rs. 16,204-7-6, allowed to the fund in 1123, amounted to Rs. 40,881-6-2 and the expenditure to Rs. 46,610-2-3. The cash balance to the credit of the fund at the end of the year was Rs. 4,89,416-1-6.

THE STATE INSURANCE.

(Motor Branch.)

Three thousand two hundred and eight fresh proposals and three thousand one hundred and fifty-seven renewal applications were received during the year.

Four thousand seven hundred and forty-one certificates were issued, including certificates pending issue for proposals received in 1122.

A sum of Rs. 64 has been received towards re-registration fee in respect of 32 policies (issued by outside companies) re-registered with the department.

Forty-four new claims were received during the year, of which four were referred to the Vanguard Insurance Co., Ltd., since the accident occurred outside the State; nine cases were rejected being not covered by the terms of the policy; 27 cases are under different stages of investigation and four cases were settled by payment in 1123. In all, payment has been arranged in respect of eight claims for Rs. 1,500-9-18.

The Vanguard Insurance Co., Ltd., has been paid Rs. 16,879-21-14 towards commission from premium collections in 1122 and Rs. 31,325-27-12 from collections in 1123 for the issue of simultaneous certificates for risks outside the State.

Thirteen comprehensive policies have been issued through the Vanguard Insurance Co., Ltd.

The receipts during the year including advance remittances towards premium for 1124 amounted to Rs. 3,83,762-17-12 as against Rs. 2,34,870-3-13 in the year 1122. The payment during the year amounted to Rs. 64,325-27-11 as against Rs. 3,668-13-11 in 1122. The closing balance for the year ending 1123 was Rs. 5,50,688-8-3.

A sum of Rs. 3,50,000 was invested in the Savings Bank on 15-9-1123.

Investment.

STATE SAVINGS BANK.

Savings Bank business is conducted in all the State Treasuries and also in important Anchal Offices. During the year under review, the Savings Bank business was introduced

General. ed in one more Treasury, thereby increasing the number of offices doing Savings Bank business from 198 in 1122 to 199 in 1123.

Besides the ordinary deposit accounts open to the public, Deposit Accounts are allowed in favour of Government contractors for depositing the security offered for the satisfactory performance of the work undertaken by them and also in favour of Government servants who have to furnish security in respect of the appointments requiring the same and held by them. Public accounts are permitted to be opened by Municipalities, Co-operative Societies and other public bodies and institutions constituted for purposes other than for the personal advantage of the contributors. Fixed deposit accounts are also allowed to be opened in the treasuries by Municipalities and Devaswoms having personal deposit accounts in treasuries and also on behalf of some of the funds.

The number of Savings Bank accounts which stood at 296,635 at the end of 1122 rose to 307,126 at the end of 1123.

Volume of Business. The balance of deposits at the end of 1122 which was Rs. 762.55 lakhs has gone down to Rs. 760.75 lakhs at the end of 1123. There has been a steady increase in the number of depositors during recent years.

STATE PROVIDENT FUND.

The State Provident Fund was instituted in the year 1107 M. E. with the object of providing facilities for Government servants to invest a portion of their pay every month and to enable them to withdraw the accumulated savings in a lump when they retire from service. The benefit of the Fund accrues to the family of an officer in the event of his death in harness. All employees in permanent pensionable service under Government and local bodies are eligible to subscribe to the Fund.

The number of subscribers admitted to the Fund in 1123 is 872 against 1,069 in 1122. The total number of subscribers admitted up to the end of 1123 was 25,358. The amount of subscription realised during the year was Rs. 6.74 lakhs against Rs. 6.03 lakhs in 1122. The interest accrued on the deposits during 1123 was Rs. 1,60,020 against Rs. 1,36,576 in 1122.

The number of accounts finally closed during the year was 351, the amount paid out of the Fund on that account being Rs. 1,16,501. An amount of Rs. 91,805 was paid during the year for 926 loans, as against Rs. 72,854 for 826 loans in 1122. A sum of Rs. 79,126 including Rs. 2,200 towards interest was realised on advances during the year. The closing balance in the Fund at the end of the year was Rs. 50.00 lakhs.

The Travancore Defence Savings Provident Fund.

The Fund was started in 1116 and intended for the benefit of officers in State service who wished to take part in the Defence Savings Movement on the lines of a similar institution in the Indian Union.

The contributions made to the Fund were invested in 3% Defence Bonds of the Government of India. The Fund was administered by the Travancore Government in the Finance Department and the accounts were maintained by the Accountant General. The amount at the credit of the subscribers was to be withdrawn on quitting the service or on the expiry of twelve months from the date of termination of the War. The date of termination of War was officially declared and accordingly the subscriptions to the Defence Provident Fund were to be accepted up to the end of Chingom 1123 and interest on the amounts of subscription allowed only up to the end of Kanni 1123.

In 1123, 21 accounts were closed and a total amount of Rs. 18,109-28-0 was paid on that account. The interest accrued in 1123 was Rs. 82 as against Rs. 567 in 1122.

CHAPTER XVI.

POST-WAR RECONSTRUCTION.

A brief account of the post-war activities of the State during 1123 M. E. is given below.

Public Health.

1. *Industrial Hygiene.* The District Health Officer who had been deputed for training in industrial Hygiene in the United Kingdom and the United States of America returned after training during the year under review. Proposals for the formation of an Industrial Hygiene Section are under consideration.

2. *Rural Water Supplies.* The programme of sinking wells for supply of drinking water to the rural population, started in 1122, was continued during the whole of 1123. 65 wells were constructed during the year as against 22 in 1122.

3. *Health Units in Vaikom and Sherthalai.* Twenty-two Sanitary Inspectors additionally appointed in the taluks of Vaikom and Sherthalai under the Health Unit Scheme so as to provide one Sanitary Inspector for each pakuthy were continued in 1123.

4. *Registration of Vital Statistics.* With a view to further implement the scheme, the appointment of an additional field staff by providing one Sanitary Assistant for each pakuthy was completed in six more taluks in 1123 in addition to the 10 taluks already taken up in 1122. A training class was conducted in the Public Health Laboratory and 28 Sanitary Assistants were trained to implement the scheme.

The Vital Statistics Section created in 1122 with a view to establish a centralised scheme of tabulation was continued in 1123 also. The birth and death reports from Municipalities and the reports of notified diseases for the whole State were brought within the scope of the scheme from 1-1-1123. The Vital Statistics Section also functioned as the office of the Registrar General of Vital Statistics.

5. *Midwifery Centres.* The twenty midwifery centres started in 1122, were continued in 1123. 16 of these centres were controlled by the Village Uplift Department.

6. *Nutrition Propaganda.* The two magic lantern operators appointed in the Health Educational Branch in 1122 were continued in 1123. The two sets of magic lantern slides on nutrition which were purchased in 1122 were in use in 1123.

7. *Rural Sanitation.* The four boring machines in two types purchased in 1122 were continued to be used in 1123.

8. Arrangements were made in 1123 to start a *Sanitary Engineering* Section in the Department of Public Health. A training class was conducted in the Engineering College and a batch of 10 Sanitary Circle Officers and 20 Sanitary Inspectors were trained for the purpose. One Graduate in Engineering from the Public Works Department has been deputed to the All India Institute of Public Health and Hygiene in Calcutta to get trained in Public Health Engineering before organising the Section.

The total amount spent on Postwar Schemes in 1123 was Rs. 226,486 as against Rs. 82,741 in 1122.

Medical Department.

A sum of Rs. 1,48,000 was sanctioned in the Budget for 1123 M. E. for the control and prevention of Tuberculosis under the Post-war Reconstruction Schemes. This included cost of construction of four additional General Wards in the Tuberculosis Hospital, Nagercoil and two sheds, one each in the General Hospital, Trivandrum, and the District Hospital, Kottayam, for opening Tuberculosis Clinics.

The Committee of Administrative Services, Postwar Reconstruction Fund, have decided to take up the construction of additional wards for the treatment of Ex-servicemen in the following institutions :—

- (i) Two Wards in the Tuberculosis Hospital, Nagercoil.
- (ii) Two Wards in the Leprosy Sanatorium, Noornad.
- (iii) One Ward in the Government Hospital, Parur.
- (iv) One Ward in the Government Hospital, Sherthalai.
- (v) One Ward in the Government Dispensary, Warkalai.

New Industries.

1. *Fertilizers and Chemicals (Travancore) Ltd., Alwaye.* During the year, the production in the Factory had been fairly satisfactory. Ammonium sulphate, superphosphate, liquid ammonia, carbon dioxide, lime and sulphuric acid were produced and the Managing Agents were able to dispose off the products without difficulty.

2. *The Travancore Rayons Limited.* Almost all the plant and equipment have reached the site. The transparent paper section of the Plant is expected to go into production soon.

3. *The Forest Industries (Travancore) Limited., Kaladi* Measures have been taken to reduce expenditure by retrenching surplus staff and to effect economy in other ways so that the concern may be run more satisfactorily. The saw mill has been working well and good profits are expected from it.

4. *The Aluminium Industries Limited, Kundara.* The erection of machinery and plant have been going on during the year.

5. *The Electrical and Allied Industries (Travancore) Ltd.* The factory has already gone into production. C. I. pipes and bends were manufactured and supplied to the Electrical Department. Dies for the manufacture of electrical goods have been made. A few other consumer goods such as well pulley, blocks, etc., have also been tried and worked satisfactorily. It is expected that this company may be able to make profits during the next year.

6. *The Travancore Enamel Industries, Kundara.* The plant and equipments were all received and erected during the year. The required buildings and a few residential quarters were also completed. The supply of power is expected shortly when the factory can go into regular commercial production.

7. *The Travancore Cements Ltd.* There has been very satisfactory progress in regard to this factory. The factory is expected to be formally opened very soon.

8. *The Travancore Electrochemical Industries Ltd.* The machinery and plant ordered have all reached the site and the work of erecting the machine is going on satisfactorily. This factory may also go into regular production without much delay.

9. *The West Coast Fisheries (Travancore) Ltd.* Arrangements for acquiring the necessary land for the erection of the Cold Storage plant at Trivandrum are just being finalised. Fresh fish was canned and sent to various places, with a view to demonstrating that the stuff can be properly preserved without undergoing decomposition. The results in this respect have been satisfactory.

10. *The Travancore Titanium Products Ltd.* The acquisition of the necessary land for this factory at Veli, Trivandrum, has been finalised and the Managing Agents are busy in the construction of the factory and other buildings. The Chemists sent to the United Kingdom are still undergoing training at the factory of the British Titanium Products Ltd., the United Kingdom. All the equipments are being fabricated in the United Kingdom and the materials for the construction of the factory are being received at site.

11. *Textiles.* The Vijayamohini Mills at Poojapurai have been completed in all respects. The factory is expected to go into commercial production very shortly.

12. *The Balaramavarma Textiles.* They are going ahead with their building construction work. The Managing Agents have got the necessary permits for producing the required materials for the construction of the factory.

13. *The Travancore Ogale Glass Manufacturing Co., Ltd.* This concern passed through another year of satisfactory production.

14. *The Punalur Paper Mills Ltd.* The production in this factory during the year had been satisfactory and they have been able to declare a good dividend to the shareholders.

15. *The Travancore Sugars and Chemicals, Ltd.* Their Thiruvella factory at the banks of the Pamba River has been completed. They have begun to produce sugar out of sugarcane.

16. *The Indian Aluminium Company.* The production of aluminium in this factory during the year was satisfactory. The company was able to earn sufficient profits during this year also.

The proposals under consideration for the establishment of a sheet metal plant, a rubber tyre factory, a canning factory, a new cotton textile industry and a plastic industry, have not made any further progress. There had been many difficulties, the most serious difficulty being the poor response in the share market.

Research Department.

Model Salt Factory. The purity of salt produced in the factory which ranged from 98·5 to 99·5 per cent. was maintained throughout. The draft rules for the manufacture and sale of salt in the factory were approved by Government. Sale of factory salt was started by the Excise Department on 15-11-1123, and out of the total production of 13,406 bags of salt during 1122 and 1123, 13,254 bags were sold during the year. About 12 tons of gypsum was separated as a bye-product in the new process of manufacture of common salt. Out of this, three tons were sold to the Ceramic Expert, Kundara, for experimental trials.

The total receipt by way of sale of salt and gypsum were Rs. 19,089 chs. 25 cash '8 while the total expenditure including the salary of the Chief Officer and Research Assistants amounted to Rs. 24,278 chs. 2 cash '7.

Soil Survey Scheme. The soil survey of the Vilavancode taluk which was in progress at the close of 1122 was completed during 1123. The results of this survey have furnished valuable information on the characteristics of the soil of this taluk. A report embodying the results of this survey has been prepared for the benefit of the cultivators and contains specific suggestions for building up the fertility of the soils of the taluk by rectifying their deficiencies. The adjoining taluk of Neyyattinkara was taken up during the year under review and 14 out of the 18 pakuthies of the taluk have been already surveyed.

On the basis of the suggestions of an *ad hoc* committee of soil chemists set up by the Indian Council of Agricultural Research, a scheme for the soil survey work in Travancore on new

lines has been prepared by the Agricultural Chemist and submitted to the Indian Council of Agricultural Research.

Fisheries Development Schemes. Three groups of fisheries development schemes, financed jointly by the Government of India and the Government of Travancore, which were started in 1122, continued their second year of work during the year under review.

Group (i)—Estuarine Fisheries. A set of nine uniform culture ponds each sub-divided into four secondary ponds was completed for conducting experiments on fish growth in relation to chemical manuring of ponds. As usual, the two stocking ponds attached to the station were fairly well stocked with mullets, pearl spots, and prawns and during the year under review a quantity of 10,000 lbs. of fish was caught and sold. Forty inland tanks belonging to private owners were also surveyed and stocked with *Etroplus* with a view to demonstrate to the owners of private tanks the scope and possibilities of inland fish culture. Subsequently, 30 more tanks were surveyed and these will be stocked immediately after the south west monsoon.

Group (ii)—Deep Sea Fishing. There was not much progress in this section as the motor fishing vessel purchased for fishing investigations was not ready for work before the onset of the monsoon. Mr. Gopinatha Pillai, Senior Research Officer, was deputed to Malaya for training in the Ring Net method of fishing. Arrangements are being made for the fabrication of a ring net of the type which is operated in Malaya.

The construction of the Model Fish Curing Yard at Cape Comorin is progressing.

Group (iii)—Chemical Investigations. Researches conducted by this section have shown that insulation boards, which compare favourably with cork boards can be manufactured out of cocoanut pith. Other investigations such as determination of the nutritive value of important food fishes, methods of food fish preservation, researches on sargassum weed, physical and chemical survey of the inland tanks with a view to determine their suitability for fish stocking, etc., are in progress.

Expansion of Shark-liver Oil Scheme. The proposed shark-liver oil factory has not yet been completed. Two grades of shark-liver oil, one with a vitamin 'A' content of 6,000 international units and the other with a vitamin 'A' content of 1,500 international units have been produced in the factory. During the year under review, 260 gallons of the 1st grade and 379 gallons of the 2nd grade oil were collected and 68 gallons of the 1st grade and 393 gallons of the 2nd grade oil (including the balance carried over from the previous year) were sold. There was a stock of 1,900 bottles of the 1st grade oil ready for distribution.

The shark-liver oil chemist continued his investigations on the preparation of malted shark-liver oil, de-odourised oil and other ethical products.

Statistical Schemes and Surveys.

Survey of Production and Trade in Coir Yarn. The Special Officer appointed for this survey took charge in Vrishchigom 1123. He made a preliminary study of the conditions of the coir industry by touring the various industrial centres in Travancore and also the adjoining State of Cochin. Field staff for the nine units were appointed in Medom 1123 and they have started regular work from Edavom 1123. The Professor of Statistics and the Special Officer visited the various units and gave necessary instructions for the collection of data in the prescribed forms. The work is in progress.

Survey of Coconut Acreage and Production in Trivandrum Taluk. The scheme was proposed to be started this year with the assistance of school teachers during the summer vacation. But due to poor response to the notification inviting applications for the post of investigators and supervisors from school masters, it could not be started.

Improvement of Agricultural Statistics. The Central Research Institute prepared a scheme which contemplates the collection of detailed statistical data regarding the agricultural and livestock resources of the State. According to this scheme a definite number of Statistical Assistants will have to be selected for training in methods of collecting statistical data. After the completion of the training one Assistant will be posted in each of

the 30 taluks of the State where he will devote his whole time for collecting all the available data relating to agriculture and livestock.

Crop Cutting Survey of Nanjinad. This scheme could not be taken up during the year under review since it was not found desirable to conduct experiments during the Kumbhom season. It was feared that normal standards could not be set up based on the crop cutting of an abnormal season.

A proposal for conducting a *cost of living survey* on the same lines as the survey conducted in 1946 is under the consideration of Government.

Essential Oil Scheme. Orders have been placed for the necessary stills and other equipments for the commercial distillation of essential oils from plant materials and a few of these items have already arrived.

Breeding of Lemon Grass. An officer has been selected and sent for two-years training at the Indian Agricultural Research Institute, New Delhi, for specialising in plant breeding. Negotiations are in progress for selecting a suitable site for locating the experimental breeding station.

Metal Mirror Manufacture. Fearing that the metal mirror manufacturing industry would become extinct, the Post-war Industries Sub-Committee recommended a scheme for its revival. An expert artisan who still survives was brought to Kundara where, under the supervision of the Ceramic Expert, regular manufacture of mirrors was undertaken. Arrangements were also made for training two Assistants.

Post-war Industries Sub-Committee.

Four meetings of the committee were held during the year and several important schemes and proposals such as the cashew shell oil industry, power alcohol industry, bobbin and allied industries, handloom weaving industry, soda ash manufacture, tanning industry, etc., were received for consideration by Government.

Industries Department.

The only item of Post-war Reconstruction activity under the Department is the development of handmade paper industry.] The handmade paper section concentrated its attention on the manufacture of file boards and paper used for the manufacture of the boards.

Agricultural Department.

Opening of Experimental Farms in the High Range. Out of 200 acres of land set apart for the fruit farm at Vattavada, an area of 16 acres has been cleared and terraced. Crops such as potatoes, wheat, garlic, ragi were raised in this area. Arrangements have been made for planting different varieties of fruit plants such as pears, oranges, etc.

A scheme for the cultivation of potatoes, wheat and other crops on an area of 1,500 acres of grass lands in Vattavada pakuthi was started during the year under review.

Proposals for colonising an area of about 24,000 acres of waste lands available in Devicolum taluk for the cultivation of wheat, potatoes, fruits and other temperate crops with a view to provide homesteads for about 1,200 families were sanctioned since the close of the year.

Sericulture. The scheme for the establishment of a silk textile and spunsilk factory was sanctioned by Government and the work is progressing. The Superintendent of Sericulture, Mysore, rendered assistance to this Department in the matter of getting mulberry cuttings, disease-free silk-worms, layings, etc.

Huzur Cutcherry,
Trivandrum, 29th July 1949.

K. G. MENON,
Chief Secretary to Government.

INDEX

| | PAGE | | PAGE |
|--|--------|--|------|
| Abkari contract . | 34 | Calendar . | |
| Academy of Music, the Sri Swati Tirunal . | 162 | Capital punishment - abolition of . | 50 |
| Accidents - motor . | 68 | Cattle breeding . | 82 |
| Administration - State . | 7 | Ceramic Factory, Kundara . | 83 |
| Advisory Committee - P. W. D. . | 117 | Central Prison . | 72 |
| Agricultural Income Tax . | 21 | Central Co-operative Bank . | 99 |
| Agriocultural Department . | 78 | Central Research Institute . | 155 |
| „ conditions-general . | 78 | Chief Executive . | 7 |
| „ education . | 82 | Child welfare work and maternity . | 145 |
| Anchal (State Postal Service) . | 5, 183 | Chemicals manufacturing Travancore, Ltd. . | 86 |
| „ offices and boxes . | 183 | Chitralayam - Sri . | 197 |
| „ mail lines . | 185 | Chitties . | 76 |
| Appeals - Income Tax . | 31 | Cholera . | 142 |
| „ High Court . | 53 | Civil Justice . | 56 |
| Appellate work - Sessions Courts . | 53 | „ Litigation . | 56 |
| Application of revenue . | 9 | Civil List - Palace . | 7 |
| Archaeological Department . | 193 | Civil Service . | 199 |
| Area of the State . | 1 | College - Ayurveda . | 139 |
| Arrack . | 84 | Co-education . | 149 |
| Assets and Liabilities - State . | 19, 20 | Co-operative Department . | 97 |
| Assessment - Income Tax . | 29 | Coercive action . | 23 |
| Assignments of lands on concessional terms . | 106 | Coins in circulation . | 5 |
| Ayurveda Department . | 136 | Commerce - Trade . | 125 |
| „ Hospitals . | 136 | Conversion of dry lands into wet lands . | 24 |
| „ College . | 139 | Convocation . | 153 |
| Backward Communities - uplift of . | 105 | Consumption - Tobacco . | 87 |
| „ colonies for . | 106 | „ Arrack . | 85 |
| „ educational concessions . | 108 | Constitution - early . | 9 |
| Banks, Savings . | 207 | Constitutional Reforms . | 10 |
| Bench Magistrates Courts . | 51 | Control - food . | 177 |
| Boarding Houses and Hostels under the Education Department . | 164 | „ textile . | 178 |
| Boundaries - State - inspection of . | 25 | Control of Capital Issues . | 94 |
| Broadcasting - Radio . | 124 | Courts - Magistrates . | 51 |
| Budget - annual - framing of - . | 9 | „ Munsiffs . | 57 |
| Buildings - expenditure incurred by the P. W. D. . | 115 | „ Bench . | 51 |
| | | „ Sessions . | 52 |
| | | „ High Court . | 53 |
| | | Civil Courts - number of . | 56 |

| | PAGE | | PAGE |
|----------------------------------|--------|-----------------------------------|------|
| Convicts—education of . | 78 | Education Department | 158 |
| Counterfeiting coins and | | „ Agricultural . | 82 |
| currency notes . | 66 | „ Physical . | 157 |
| Customs—revenue . | 87 | „ of Mahomedans . | 163 |
| Cultivation of land— extent of . | 22 | „ Public Health . | 146 |
| „ mulberry and cloves . | 81 | Educational— System . | 149 |
| Crimes . | 66 | „ Policy . | 150 |
| „ detection and | | „ Progress — general | |
| prevention of . | 66 | statistics . | 158 |
| Criminals.—Habitual . | 67 | Electrical Department . | 121 |
| Criminal Intelligence Bureau . | 67 | English Schools . | 159 |
| Criminal Justice . | 50 | Elephants—Forest Department . | 43 |
| „ Tribunals . | 50 | Epigraphy—work done . | 194 |
| „ Offences . | 50 | European British subjects— | |
| Currency . | 51 | Special Tribunals for trial of | |
| Decrees—execution of . | 58 | offences committed by . | 49 |
| Demand, collection and balance | | Examinations—Education | |
| under current revenue . | 28 | Department . | 166 |
| „ Income Tax . | 30 | Excise—Revenue . | 33 |
| Department of Information . | 192 | „ Sources . | 33 |
| Dewan—the Chief Executive | | „ System . | 33 |
| Officer . | 7 | „ Offences . | 37 |
| Disbursements—1122 & 1123 | | „ Receipt and expen- | |
| Compared . | 17, 18 | diture . | 39 |
| District Municipalities . | 171 | Expenditure—State . | 12 |
| Discipline in the Police Depart- | | Exploitation of timber . | 43 |
| ment . | 65 | Exports . | 126 |
| District Courts . | 57 | Extradition—to and from the | |
| Distribution of population . | 2 | State . | 55 |
| Documents registered—number | | Factories Act . | 89 |
| of . | 75 | Fee concessions . | 165 |
| Drainage Scheme, Trivandrum . | 117 | Fertilizers and Chemicals, | |
| Duty—Import . | 37 | Travancore, Ltd. . | 85 |
| „ Export . | 38 | Filariasis . | 144 |
| Duty on matches . | 88 | Finance—State . | 11 |
| Economic Development Board . | 92 | Finger Print Bureau . | 67 |
| Education—Compulsory | | Fisheries—development . | 214 |
| primary . | 160 | Food and other Control measures . | 176 |
| | | Food Production—lease of lands . | 41 |
| | | Forest Department . | 40 |
| | | Forest Revenue . | 41 |
| | | „ Policy . | 40 |
| | | „ Lands . | 41 |
| | | „ Produce—minor . | 43 |
| | | „ Protection . | 41 |
| | | Foreign Liquor . | 86 |

| | PAGE | | PAGE. |
|--|------|---------------------------------------|-------|
| Fruit Farms | 81 | Imports | 126 |
| Fund | | Industries Department | 98 |
| „ State Provident | 207 | Irrigation—Protective | 1 |
| „ Road Development | 114 | „ Productive | 116 |
| Ganja and Opium—system and sale of | 36 | Insurance—State Life | 204 |
| Gardens—Government | 196 | Interportal Trade Convention | 37 |
| Gazette | 191 | Jails | 72 |
| Glass Manufactory | 85 | Jenmikaram Settlement | |
| General Hospital, Trivandrum | 134 | Work | 26 |
| Geology | 87 | Joint Stock Companies | 96 |
| Government—system of | 7 | Judicial system | 47 |
| „ Sales depot | 84 | Juvenile Offenders | 51 |
| Government Press | 190 | Kahatriyas—Special Schools for | 163 |
| Government suits and appeals in courts | 61 | Land Revenue—Receipts and expenditure | 26 |
| Grazing—regulation of | 42 | „ Administration | 22 |
| Hackney Carriages | 69 | Land rights—basis and fixation of | 21 |
| Health Unit, Neyyattinkara | 144 | Land acquisition work | 24 |
| High Court | 58 | Land—converted into wet lands | 24 |
| „ appeals | 58 | Land Records Maintenance | 25 |
| Historical sketch—Travancore | 3 | Land—distribution of | 22 |
| Honours conferred by His Highness the Maharaja | 6 | Land—registry of | 24 |
| Hostels and Boarding Houses under the Education Department | 164 | Labour welfare | 91 |
| Hospitals | | Legislature | 9, 62 |
| „ General, Trivandrum | 134 | Lithography—Maps | 28 |
| „ Women and Children's Trivandrum | 134 | Life Insurance—Public Branch | 202 |
| „ Ophthalmic, Trivandrum | 134 | „ Government Servants' branch | 204 |
| „ For Mental Diseases, Trivandrum | 134 | Litigation—Civil | 56 |
| „ —Ayurveda, Trivandrum | 136 | „ Original | 57 |
| „ Ayurveda, Neyyattinkara | 137 | Literacy | 3 |
| Hundi business | 184 | Look-ups | 75 |
| Income Tax | 29 | Local Self-Government | 170 |
| | | Magistrates' Courts | 51 |
| | | „ Stipendiary | 51 |
| | | Malayala Brahmins—Special Schools | 163 |
| | | Malaria | 148 |
| | | Malabar Era | 5 |
| | | Markets | 25 |

| | AGE | | PAGE |
|---|-----|---------------------------------|----------|
| Manure—compost | 79 | Public Instruction | 148 |
| Marthanda Varma—consolidation of Travancore | 4 | Public Service | 199 |
| Maramath works | 119 | Public Works Department | 114 |
| Match Industry | 86 | „ Advisory Committee | 117 |
| Maternity and child welfare | 145 | Radio and Broadcasting | 124 |
| Medical Couuoil | 147 | Railways | 120 |
| Medical Department | 181 | Rainfall | 78 |
| Medical Advisory Committee | 181 | Reading Rooms | 165 |
| Medical Aid—System of | 181 | Receipts—1122 and 1128 compared | 16 |
| Medical Institutions | 182 | Recruitment—Judiciary | 49 |
| Medical Relief | 182 | Registration Department | 75 |
| Milk canteens | 145 | Registry offices | 75 |
| Minerals | 87 | Registry of lands | 24 |
| Mint | 188 | Religion | 3 |
| Motor vehicles—registration of | 68 | Revenue—State | 11 |
| Mosquito Control | 144 | Revenue rights—land—fixity of | 21 |
| Munsiffs' Courts | 57 | Revenue Cases | 23 |
| Museum | 195 | „ Appeals | 24 |
| Nutrition Committee | 146 | „ Exoixe | 33 |
| Offenders—Women | 50 | „ Customs | 37 |
| Opium and Ganja—system of sale | 86 | „ Forests | 40 |
| „ Consumption of | 86 | „ Salt | 32 |
| Orphanages—Education Department | 164 | Revisional work—Magistracy | 52 |
| P. H. E. Project | 122 | Rubber Factory | 84 |
| Paper—Punalur | 84 | Ruler | 7 |
| Patents and Designs | 102 | Ruling Family | 5 |
| Pencil manufacture | 86 | Rural Sanitation | 146 |
| Physical Features of the State | 1 | Ryots' reads | 115 |
| Plant Pathology | 79 | Salt—Home | 32 |
| Plant pests and plant diseases | 81 | „ model factory | 213 |
| Plague | 143 | „ Consumption | 33 |
| Plywood Industries | 88 | „ bye-products of | 88 |
| Police Department | 65 | Salute | 6 |
| Population | 2 | Savings Bank—State | 185, 207 |
| Position of women | 3 | Scholarships | 165 |
| Presses and Publications | 198 | Schools—Industrial | 86 |
| Proclamation, Temple Entry | 5 | „ Survey | 28 |
| Public Conveyance | 68 | „ Training | 161 |
| Public Health Department | 140 | | |
| „ Education | 146 | | |

| | PAGE | | PAGE |
|----------------------------------|------|---------------------------------|------|
| Schools for girls—Technical | 162 | Trade Disputes | 90 |
| „ Sanskrit | 161 | Trade Unions | 90 |
| Scouting | 165 | Transport Department | 186 |
| Season and Rainfall | 78 | Travancore compared with | |
| Sessions Courts | 52 | other States | 3 |
| Shark Liver Oil Scheme | 215 | Treaties between Travancore | |
| Situation and area of the State | 1 | and the East India | |
| Small-pox | 143 | Company | 4 |
| Sri Chitralayam | 197 | Tree tax | 35 |
| Sri Chitra State Council | 9 | Tribunals | 50 |
| Sri Chitra Home for the | | Typhoid | 143 |
| Destitute and the Infirm | 198 | University of Travancore | 150 |
| Sri Mulam Assembly | 9 | „ Institutions and | |
| S. M. R. V. Technical Institute, | | strength | 152 |
| Nagercoil | 86 | University Officers' Training | |
| Stamps | 44 | and Labour Corps | 157 |
| „ Manufacture | 45 | Uplift of Backward | |
| State Provident Fund | 207 | Communities | 105 |
| Stipends | 165 | Urban Banks | 103 |
| Stipendiary Magistrates | 51 | Vaccination | 143 |
| Stationery | 191 | Value payable—Anchal | 184 |
| Sugarcane | 80 | Veterinary Aid | 82 |
| Sugar Manufacture | 84 | Village Panchayat Courts | 57 |
| „ control | 39 | Village Panchayats | 172 |
| Survey | 27 | Village Unions | 172 |
| „ soil | 213 | Vital Statistics, Public Health | |
| „ Special and cadastral | 27 | Department | 141 |
| Sylviculture | 42 | Water Works | 117 |
| System of Government | 7 | „ Willingdon | 117 |
| Taluk Banks | 100 | Water Works, Nagercoil | 118 |
| Taxation | 8 | „ Alleppey | 118 |
| Telephone—Trunk | 123 | Water Works, Shenoottah | 119 |
| Timber Exploitation | 48 | Weights and Measures | 77 |
| Tobacco consumption | 37 | Workmen's Compensation | |
| „ system of supply | 86 | Act | 89 |
| Toddy | 85 | Workshops, P. W. D. | 116 |
| Trade—volume of | 125 | Zoo | 196 |
| „ carriage of | 125 | | |

लाल बहादुर शास्त्री राष्ट्रीय प्रशासन अकादमी, पुस्तकालय
L.B.S. National Academy of Administration, Library

ਸਸੂਰੀ

MUSSOORIE

यह पुस्तक निम्नांकित तारीख तक वापिस करनी है।

This book is to be returned on the date last stamped

[illegible]

354.5483

Tra

1947-48

107996

अवाप्ति संख्या

ACC. No..

वर्ग संख्या

पुस्तक सं.

Class No..... Book No.....

लेखक

Author.....

शीर्षक

Title. Travancore administration report.

निर्गम दिनांक
Date of Issue

उधारकर्ता की सं.
Borrower's No

हस्ताक्षर
Signature

354.5483

Tra

LIBRARY

1947-48 LAL BAHADUR SHASTRI

National Academy of Administration
MUSSOORIE

Accession No. 107996

1. Books are issued for 15 days only but may have to be recalled earlier if urgently required.
2. An over-due charge of 25 Paise per day per volume will be charged.
3. Books may be renewed on request, at the discretion of the Librarian.
4. Periodicals, Rare and Reference books may not be issued and may be consulted only in the Library.
5. Books lost, defaced or injured in any way shall have to be replaced or its double price shall be paid by the borrower.

Help to keep this book fresh, clean & moving